



HERITAGE INSTITUTE OF TECHNOLOGY

RESULT OF 4TH SEMESTER & 6TH SEMESTER B.TECH
& 2ND SEMESTER & 4TH SEMESTER MCA & 2ND SEMESTER
M.TECH EXAMINATIONS, 2018

Placed for

Approval of
Academic Council
In its meeting dated 31.07.2018

APPROVED BY ACADEMIC COUNCIL

Principal
Heritage Institute of Technology
31.7.2018
Controller of Examinations
Heritage Institute of Technology
31.7.18

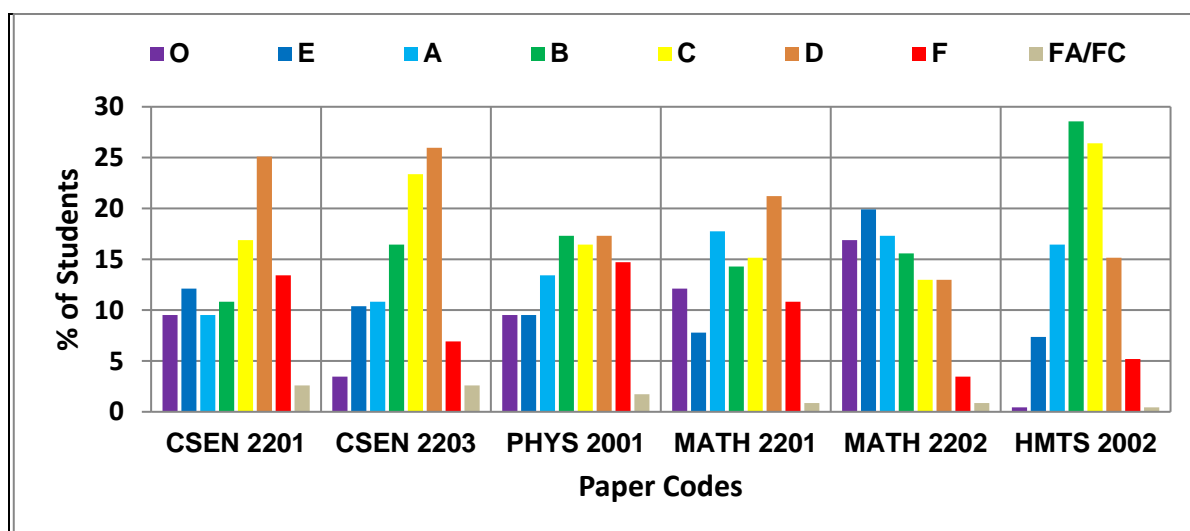
RESULT ANALYSIS (B.TECH/ THEORY & LAB PAPERS)

2ND YEAR, EVEN SEM – 2018

Computer Science & Engineering

No. of Students: 231

Paper Code & Percentage	O (>89)	E (80-89)	A (70-79)	B (60-69)	C (50-59)	D (40-49)	F (<40)	FA
CSEN 2201 (%)	22	28	22	25	39	58	31	6
	9.52	12.12	9.52	10.82	16.88	25.11	13.42	2.60
CSEN 2203 (%)	8	24	25	38	54	60	16	6
	3.46	10.39	10.82	16.45	23.38	25.97	6.93	2.60
PHYS 2001 (%)	22	22	31	40	38	40	34	4
	9.52	9.52	13.42	17.32	16.45	17.32	14.72	1.73
MATH 2201 (%)	28	18	41	33	35	49	25	2
	12.12	7.79	17.75	14.29	15.15	21.21	10.82	0.87
MATH 2202 (%)	39	46	40	36	30	30	8	2
	16.88	19.91	17.32	15.58	12.99	12.99	3.46	0.87
HMTS 2002 (%)	1	17	38	66	61	35	12	1
	0.43	7.36	16.45	28.57	26.41	15.15	5.19	0.43

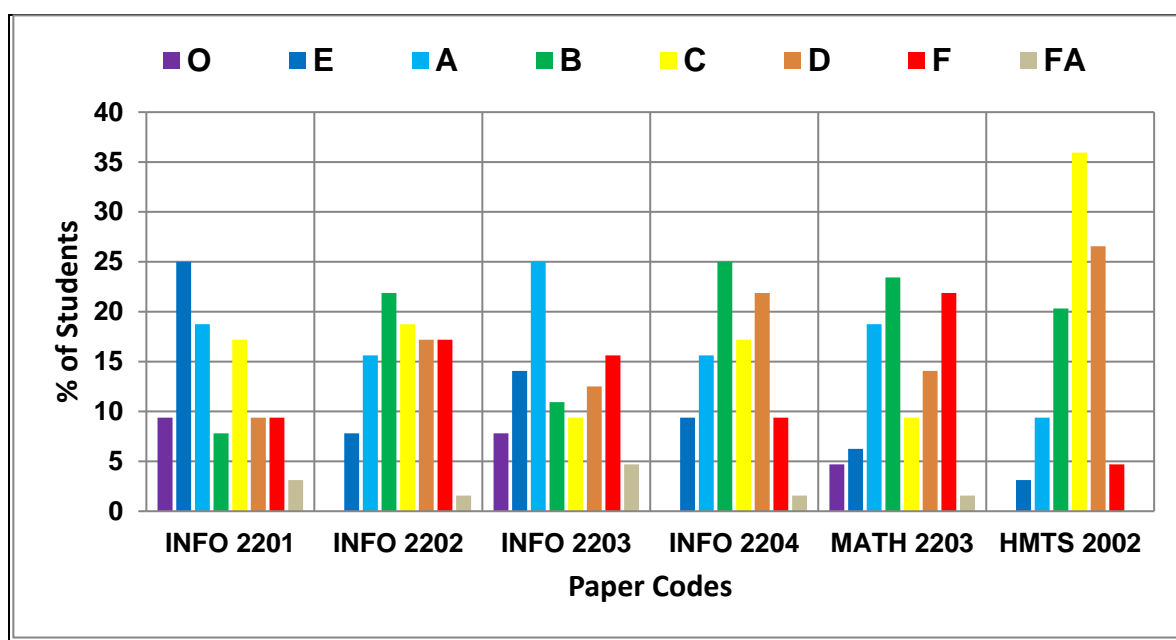


LAB PAPERS

Paper Code & Percentage	O (>89)	E (80-89)	A (70-79)	B (60-69)	C (50-59)	D (40-49)	F (<40)	FA
CSEN 2211 (%)	44	32	41	55	31	22	1	5
	19.05	13.85	17.75	23.81	13.42	9.52	0.43	2.16
PHYS 2011 (%)	50	69	47	36	19	8	0	2
	21.65	29.87	20.35	15.58	8.23	3.46	0.00	0.87
MATH 2212 (%)	92	43	38	20	21	12	1	4
	39.83	18.61	16.45	8.66	9.09	5.19	0.43	1.73
HMTS 2011 (%)	16	102	73	25	5	2	4	4
	6.93	44.16	31.60	10.82	2.16	0.87	1.73	1.73

Information Technology
No. of Students: 64

Paper Code & Percentage	O (>89)	E (80-89)	A (70-79)	B (60-69)	C (50-59)	D (40-49)	F (<40)	FA
INFO 2201 (%)	6	16	12	5	11	6	6	2
	9.38	25.00	18.75	7.81	17.19	9.38	9.38	3.13
INFO 2202 (%)	0	5	10	14	12	11	11	1
	0.00	7.81	15.63	21.88	18.75	17.19	17.19	1.56
INFO 2203 (%)	5	9	16	7	6	8	10	3
	7.81	14.06	25.00	10.94	9.38	12.50	15.63	4.69
INFO 2204 (%)	0	6	10	16	11	14	6	1
	0.00	9.38	15.63	25.00	17.19	21.88	9.38	1.56
MATH 2203 (%)	3	4	12	15	6	9	14	1
	4.69	6.25	18.75	23.44	9.38	14.06	21.88	1.56
HMTS 2002 (%)	0	2	6	13	23	17	3	0
	0.00	3.13	9.38	20.31	35.94	26.56	4.69	0.00

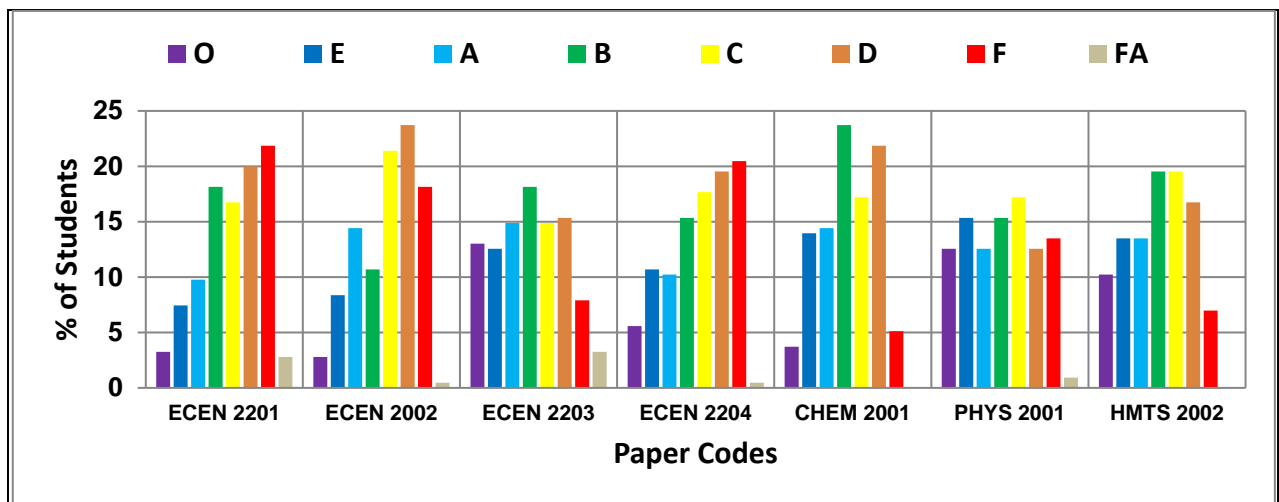


LAB PAPERS

Paper Code & Percentage	O (>89)	E (80-89)	A (70-79)	B (60-69)	C (50-59)	D (40-49)	F (<40)	FA
INFO 2212 (%)	10	9	10	8	4	19	3	1
	15.63	14.06	15.63	12.50	6.25	29.69	4.69	1.56
INFO 2214 (%)	15	11	7	11	10	3	6	1
	23.44	17.19	10.94	17.19	15.63	4.69	9.38	1.56
HMTS 2011 (%)	5	33	21	3	0	0	0	2
	7.81	51.56	32.81	4.69	0.00	0.00	0.00	3.13

Electronics & Communication Engineering No. of Students: 215

Paper Code & Percentage	O (>89)	E (80-89)	A (70-79)	B (60-69)	C (50-59)	D (40-49)	F (<40)	FA
ECEN 2201 (%)	7	16	21	39	36	43	47	6
	3.26	7.44	9.77	18.14	16.74	20.00	21.86	2.79
ECEN 2002 (%)	6	18	31	23	46	51	39	1
	2.79	8.37	14.42	10.70	21.40	23.72	18.14	0.47
ECEN 2203 (%)	28	27	32	39	32	33	17	7
	13.02	12.56	14.88	18.14	14.88	15.35	7.91	3.26
ECEN 2204 (%)	12	23	22	33	38	42	44	1
	5.58	10.70	10.23	15.35	17.67	19.53	20.47	0.47
CHEM 2001 (%)	8	30	31	51	37	47	11	0
	3.72	13.95	14.42	23.72	17.21	21.86	5.12	0.00
PHYS 2001 (%)	27	33	27	33	37	27	29	2
	12.56	15.35	12.56	15.35	17.21	12.56	13.49	0.93
HMTS 2002 (%)	22	29	29	42	42	36	15	0
	10.23	13.49	13.49	19.53	19.53	16.74	6.98	0.00

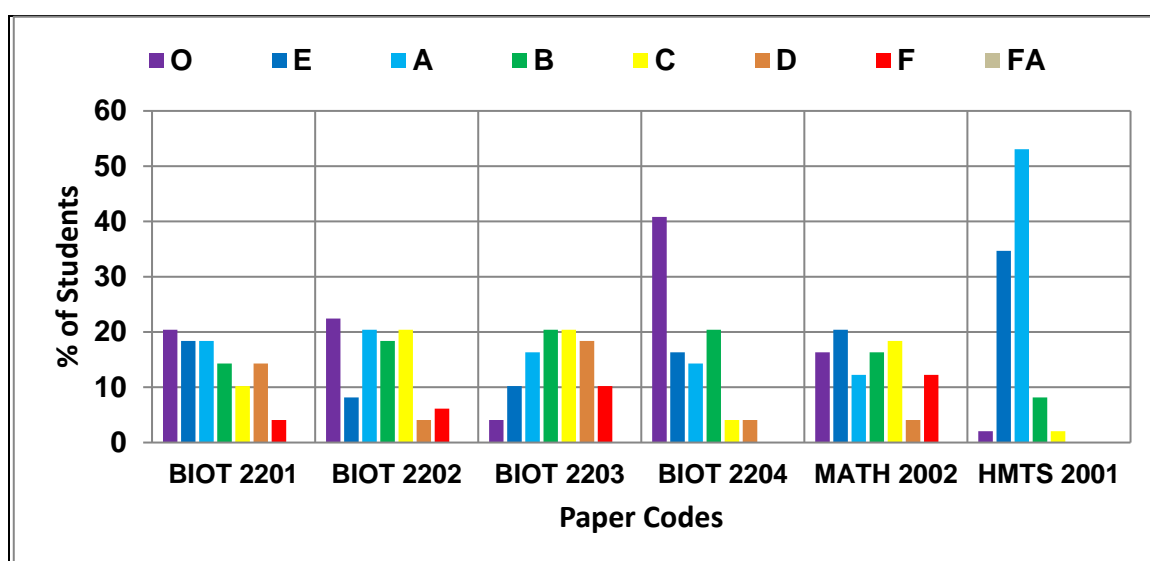


LAB PAPERS

Paper Code & Percentage	O (>89)	E (80-89)	A (70-79)	B (60-69)	C (50-59)	D (40-49)	F (<40)	FA
ECEN 2211 (%)	95	79	28	10	3	0	0	0
	44.19	36.74	13.02	4.65	1.40	0.00	0.00	0.00
ECEN 2012 (%)	59	78	38	34	4	0	0	2
	27.44	36.28	17.67	15.81	1.86	0.00	0.00	0.93
ECEN 2213 (%)	73	85	52	4	0	0	0	1
	33.95	39.53	24.19	1.86	0.00	0.00	0.00	0.47
PHYS 2011 (%)	44	68	59	26	9	7	1	1
	20.47	31.63	27.44	12.09	4.19	3.26	0.47	0.47
HMTS 2011 (%)	11	67	95	31	7	2	1	1
	5.12	31.16	44.19	14.42	3.26	0.93	0.47	0.47

Biotechnology
No. of Students: 49

Paper Code & Percentage	O (>89)	E (80-89)	A (70-79)	B (60-69)	C (50-59)	D (40-49)	F (<40)	FA
BIOT 2201 (%)	10	9	9	7	5	7	2	0
	20.41	18.37	18.37	14.29	10.20	14.29	4.08	0.00
BIOT 2202 (%)	11	4	10	9	10	2	3	0
	22.45	8.16	20.41	18.37	20.41	4.08	6.12	0.00
BIOT 2203 (%)	2	5	8	10	10	9	5	0
	4.08	10.20	16.33	20.41	20.41	18.37	10.20	0.00
BIOT 2204 (%)	20	8	7	10	2	2	0	0
	40.82	16.33	14.29	20.41	4.08	4.08	0.00	0.00
MATH 2002 (%)	8	10	6	8	9	2	6	0
	16.33	20.41	12.24	16.33	18.37	4.08	12.24	0.00
HMTS 2001 (%)	1	17	26	4	1	0	0	0
	2.04	34.69	53.06	8.16	2.04	0.00	0.00	0.00

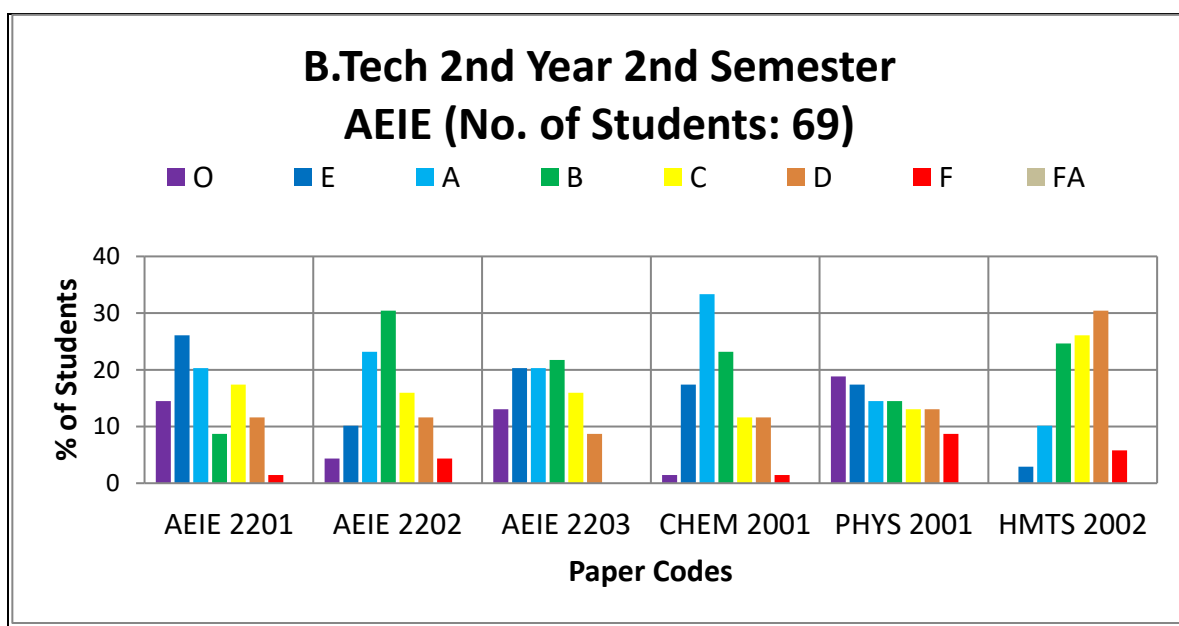


LAB PAPERS

Paper Code & Percentage	O (>89)	E (80-89)	A (70-79)	B (60-69)	C (50-59)	D (40-49)	F (<40)	FA
BIOT 2211 (%)	18	19	5	7	0	0	0	0
	36.73	38.78	10.20	14.29	0.00	0.00	0.00	0.00
BIOT 2212 (%)	5	20	14	6	1	3	0	0
	10.20	40.82	28.57	12.24	2.04	6.12	0.00	0.00
BIOT 2214 (%)	0	4	30	15	0	0	0	0
	0.00	8.16	61.22	30.61	0.00	0.00	0.00	0.00
MATH 2012 (%)	10.00	5.00	12.00	16.00	3.00	2.00	1.00	0.00
	20.41	10.20	24.49	32.65	6.12	4.08	2.04	0.00
HMTS 2011 (%)	12.00	22.00	7.00	5.00	1.00	1.00	1.00	0.00
	24.49	44.90	14.29	10.20	2.04	2.04	2.04	0.00

Applied Electronics & Instrumentation Engineering
No. of Students: 69

Paper Code & Percentage	O (>89)	E (80-89)	A (70-79)	B (60-69)	C (50-59)	D (40-49)	F (<40)	FA
AEIE 2201 (%)	10	18	14	6	12	8	1	0
	14.49	26.09	20.29	8.70	17.39	11.59	1.45	0.00
AEIE 2202 (%)	3	7	16	21	11	8	3	0
	4.35	10.14	23.19	30.43	15.94	11.59	4.35	0.00
AEIE 2203 (%)	9	14	14	15	11	6	0	0
	13.04	20.29	20.29	21.74	15.94	8.70	0.00	0.00
CHEM 2001 (%)	1	12	23	16	8	8	1	0
	1.45	17.39	33.33	23.19	11.59	11.59	1.45	0.00
PHYS 2001 (%)	13	12	10	10	9	9	6	0
	18.84	17.39	14.49	14.49	13.04	13.04	8.70	0.00
HMTS 2002 (%)	0	2	7	17	18	21	4	0
	0.00	2.90	10.14	24.64	26.09	30.43	5.80	0.00

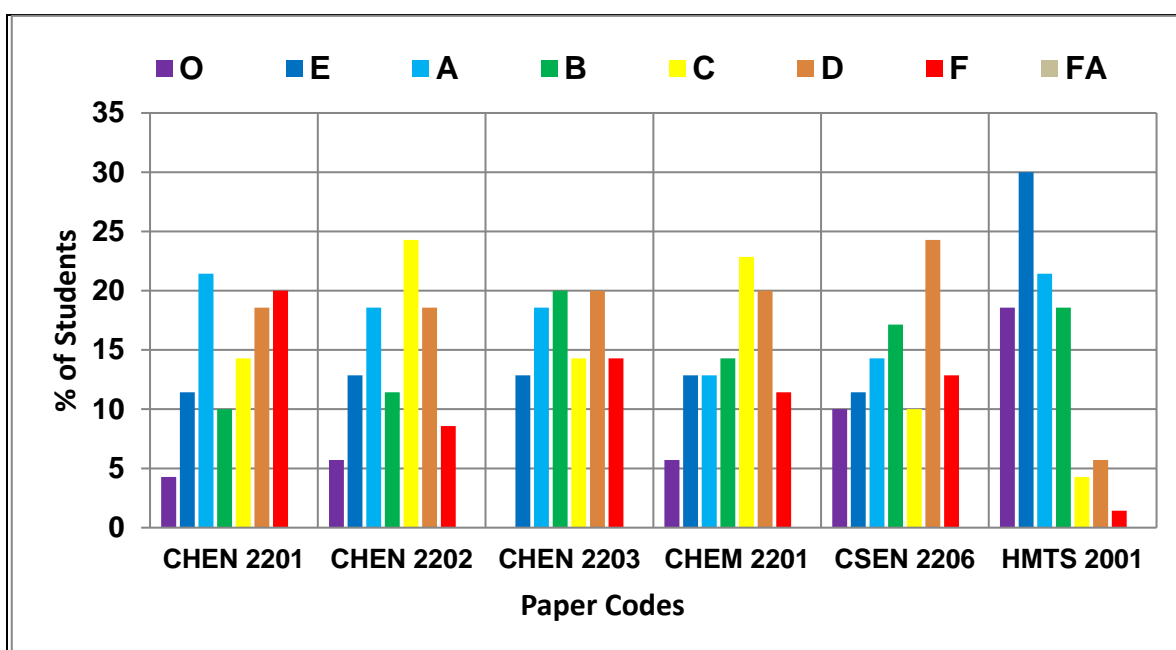


LAB PAPERS

Paper Code & Percentage	O (>89)	E (80-89)	A (70-79)	B (60-69)	C (50-59)	D (40-49)	F (<40)	FA
AEIE 2211 (%)	6	31	24	8	0	0	0	0
	8.70	44.93	34.78	11.59	0.00	0.00	0.00	0.00
AEIE 2212 (%)	28	19	17	4	1	0	0	0
	40.58	27.54	24.64	5.80	1.45	0.00	0.00	0.00
PHYS 2011 (%)	14	20	17	6	6	6	0	0
	20.29	28.99	24.64	8.70	8.70	8.70	0.00	0.00
HMTS 2011 (%)	2	33	24	8	1	1	0	0
	2.90	47.83	34.78	11.59	1.45	1.45	0.00	0.00

Chemical Engineering
No. of Students: 70

Paper Code & Percentage	O (>89)	E (80-89)	A (70-79)	B (60-69)	C (50-59)	D (40-49)	F (<40)	FA
CHEN 2201 (%)	3	8	15	7	10	13	14	0
	4.29	11.43	21.43	10.00	14.29	18.57	20.00	0.00
CHEN 2202 (%)	4	9	13	8	17	13	6	0
	5.71	12.86	18.57	11.43	24.29	18.57	8.57	0.00
CHEN 2203 (%)	0	9	13	14	10	14	10	0
	0.00	12.86	18.57	20.00	14.29	20.00	14.29	0.00
CHEM 2201 (%)	4	9	9	10	16	14	8	0
	5.71	12.86	12.86	14.29	22.86	20.00	11.43	0.00
CSEN 2206 (%)	7	8	10	12	7	17	9	0
	10.00	11.43	14.29	17.14	10.00	24.29	12.86	0.00
HMTS 2001 (%)	13	21	15	13	3	4	1	0
	18.57	30.00	21.43	18.57	4.29	5.71	1.43	0.00

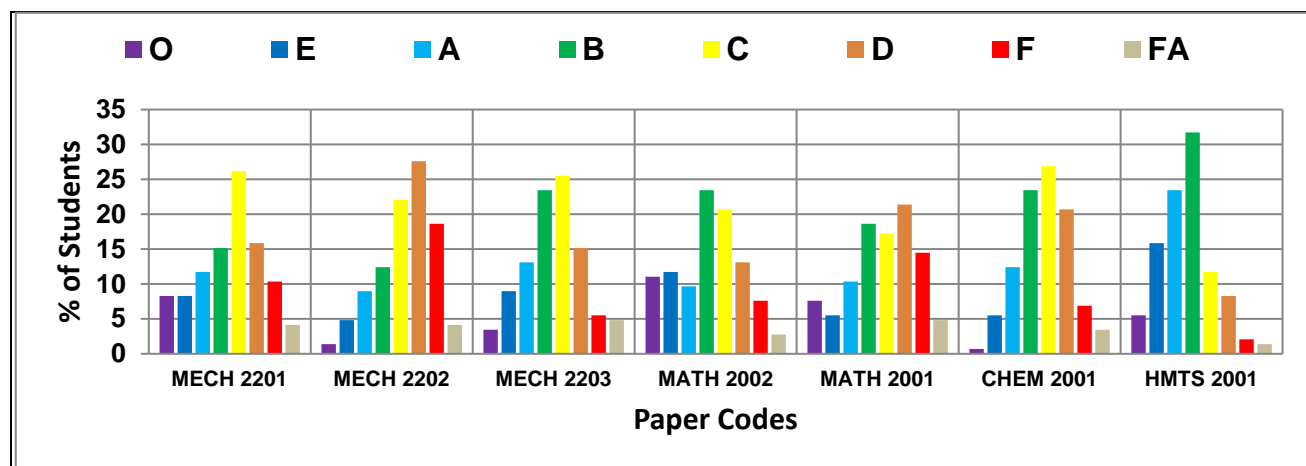


LAB PAPERS

Paper Code & Percentage	O (>89)	E (80-89)	A (70-79)	B (60-69)	C (50-59)	D (40-49)	F (<40)	FA
CHEN 2211 (%)	17	21	22	6	2	0	0	2
	24.29	30.00	31.43	8.57	2.86	0.00	0.00	2.86
CSEN 2211 (%)	19	17	11	12	8	1	0	2
	27.14	24.29	15.71	17.14	11.43	1.43	0.00	2.86
HMTS 2011 (%)	11	33	21	3	0	0	0	2
	15.71	47.14	30.00	4.29	0.00	0.00	0.00	2.86

Mechanical Engineering
No. of Students: 145

Paper Code & Percentage	O (>89)	E (80-89)	A (70-79)	B (60-69)	C (50-59)	D (40-49)	F (<40)	FA
MECH 2201 (%)	12 8.28	12 8.28	17 11.72	22 15.17	38 26.21	23 15.86	15 10.34	6 4.14
MECH 2202 (%)	2 1.38	7 4.83	13 8.97	18 12.41	32 22.07	40 27.59	27 18.62	6 4.14
MECH 2203 (%)	5 3.45	13 8.97	19 13.10	34 23.45	37 25.52	22 15.17	8 5.52	7 4.83
MATH 2002 (%)	16 11.03	17 11.72	14 9.66	34 23.45	30 20.69	19 13.10	11 7.59	4 2.76
MATH 2001 (%)	11 7.59	8 5.52	15 10.34	27 18.62	25 17.24	31 21.38	21 14.48	7 4.83
CHEM 2001 (%)	1 0.69	8 5.52	18 12.41	34 23.45	39 26.90	30 20.69	10 6.90	5 3.45
HMTS 2001 (%)	8 5.52	23 15.86	34 23.45	46 31.72	17 11.72	12 8.28	3 2.07	2 1.38

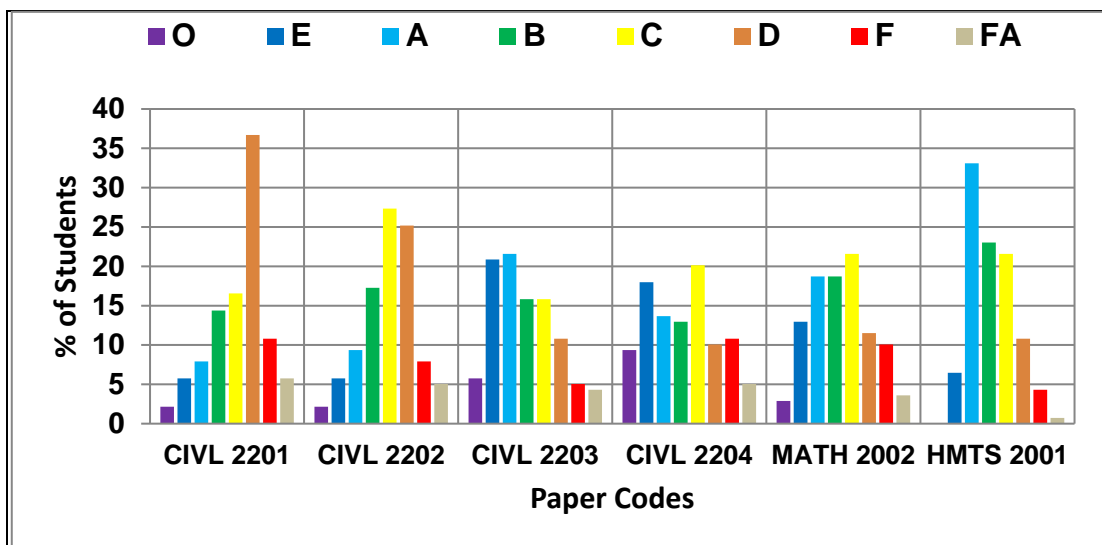


LAB PAPERS

Paper Code & Percentage	O (>89)	E (80-89)	A (70-79)	B (60-69)	C (50-59)	D (40-49)	F (<40)	FA
MECH 2211 (%)	8 5.52	28 19.31	28 19.31	34 23.45	24 16.55	12 8.28	5 3.45	6 4.14
MECH 2212 (%)	11 7.59	37 25.52	43 29.66	20 13.79	16 11.03	13 8.97	1 0.69	4 2.76
MECH 2213 (%)	12 8.28	49 33.79	33 22.76	20 13.79	15 10.34	12 8.28	1 0.69	3 2.07
MECH 2214 (%)	17 11.72	41 28.28	44 30.34	22 15.17	11 7.59	6 4.14	0 0.00	4 2.76
MATH 2012 (%)	19 13.10	15 10.34	22 15.17	32 22.07	19 13.10	34 23.45	0 0.00	4 2.76

Civil Engineering
No. of Students: 139

Paper Code & Percentage	O (>89)	E (80-89)	A (70-79)	B (60-69)	C (50-59)	D (40-49)	F (<40)	FA
CIVL 2201 (%)	3	8	11	20	23	51	15	8
	2.16	5.76	7.91	14.39	16.55	36.69	10.79	5.76
CIVL 2202 (%)	3	8	13	24	38	35	11	7
	2.16	5.76	9.35	17.27	27.34	25.18	7.91	5.04
CIVL 2203 (%)	8	29	30	22	22	15	7	6
	5.76	20.86	21.58	15.83	15.83	10.79	5.04	4.32
CIVL 2204 (%)	13	25	19	18	28	14	15	7
	9.35	17.99	13.67	12.95	20.14	10.07	10.79	5.04
MATH 2002 (%)	4	18	26	26	30	16	14	5
	2.88	12.95	18.71	18.71	21.58	11.51	10.07	3.60
HMTS 2001 (%)	0	9	46	32	30	15	6	1
	0.00	6.47	33.09	23.02	21.58	10.79	4.32	0.72

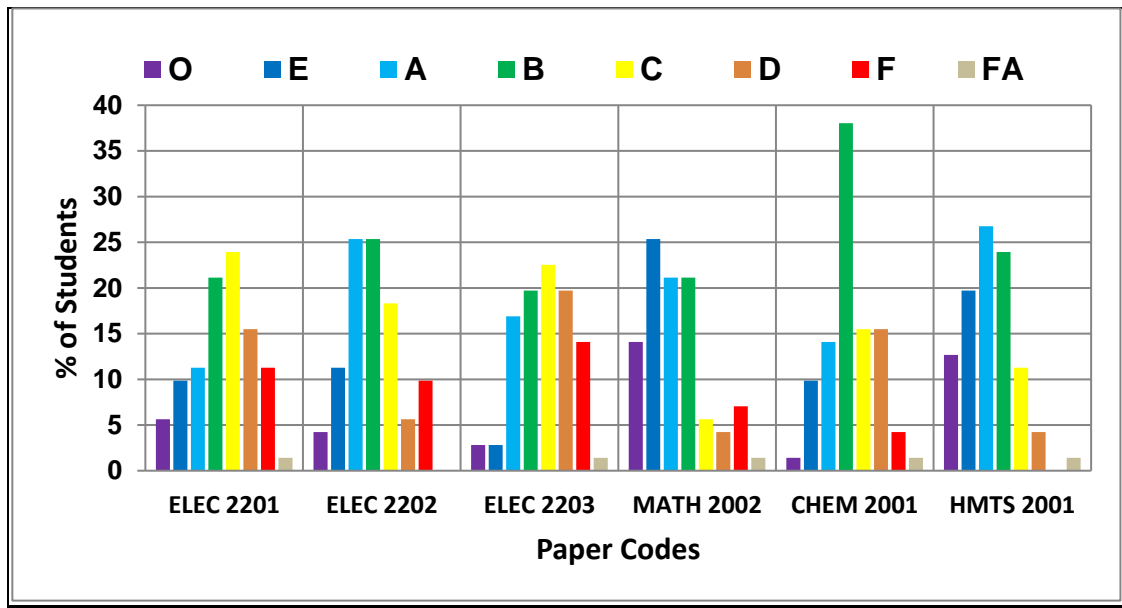


LAB PAPERS

Paper Code & Percentage	O (>89)	E (80-89)	A (70-79)	B (60-69)	C (50-59)	D (40-49)	F (<40)	FA
CIVL 2211 (%)	18	27	21	21	22	21	5	4
	12.95	19.42	15.11	15.11	15.83	15.11	3.60	2.88
CIVL 2212 (%)	20	27	12	16	23	32	7	2
	14.39	19.42	8.63	11.51	16.55	23.02	5.04	1.44
MATH 2012 (%)	25	19	40	28	16	7	0	4
	17.99	13.67	28.78	20.14	11.51	5.04	0.00	2.88
CIVL 2221 (%)	12	27	33	30	19	12	6	0
	8.63	19.42	23.74	21.58	13.67	8.63	4.32	0.00
CIVL 2222 (%)	41	24	24	11	14	24	1	0
	29.50	17.27	17.27	7.91	10.07	17.27	0.72	0.00

**Electrical Engineering
(No. of Students: 71)**

Paper Code & Percentage	O (>89)	E (80-89)	A (70-79)	B (60-69)	C (50-59)	D (40-49)	F (<40)	FA
ELEC 2201 (%)	4	7	8	15	17	11	8	1
	5.63	9.86	11.27	21.13	23.94	15.49	11.27	1.41
ELEC 2202 (%)	3	8	18	18	13	4	7	0
	4.23	11.27	25.35	25.35	18.31	5.63	9.86	0.00
ELEC 2203 (%)	2	2	12	14	16	14	10	1
	2.82	2.82	16.90	19.72	22.54	19.72	14.08	1.41
MATH 2002 (%)	10	18	15	15	4	3	5	1
	14.08	25.35	21.13	21.13	5.63	4.23	7.04	1.41
CHEM 2001 (%)	1	7	10	27	11	11	3	1
	1.41	9.86	14.08	38.03	15.49	15.49	4.23	1.41
HMTS 2001 (%)	9	14	19	17	8	3	0	1
	12.68	19.72	26.76	23.94	11.27	4.23	0.00	1.41



LAB PAPERS

Paper Code & Percentage	O (>89)	E (80-89)	A (70-79)	B (60-69)	C (50-59)	D (40-49)	F (<40)	FA
ELEC 2211 (%)	8	12	26	15	6	1	1	2
	11.27	16.90	36.62	21.13	8.45	1.41	1.41	2.82
ELEC 2212 (%)	4	18	25	12	6	4	0	2
	5.63	25.35	35.21	16.90	8.45	5.63	0.00	2.82
ELEC 2213 (%)	5	18	27	10	7	1	3	0
	7.04	25.35	38.03	14.08	9.86	1.41	4.23	0.00
MATH 2012 (%)	17	11	13	15	12	1	0	2
	23.94	15.49	18.31	21.13	16.90	1.41	0.00	2.82

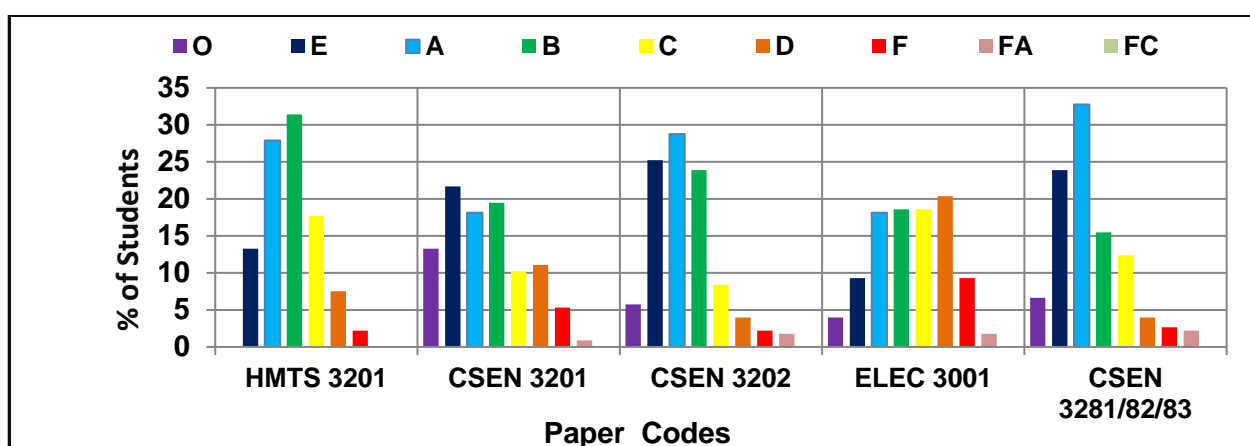
RESULT ANALYSIS (B.TECH / THEORY & LAB PAPERS)

3RD YEAR, EVEN SEM-2018

Computer Science & Engineering

No. of students = 226

Paper Code & Percentage	O (>= 90)	E (80-89)	A (70-79)	B (60-69)	C (50-59)	D (40-49)	F (<40)	FA	FC
HMTS 3201 (%)	0	30	63	71	40	17	5	0	0
	0.00	13.27	27.88	31.42	17.70	7.52	2.21	0.00	0.00
CSEN 3201 (%)	30	49	41	44	23	25	12	2	0
	13.27	21.68	18.14	19.47	10.18	11.06	5.31	0.88	0.00
CSEN 3202 (%)	13	57	65	54	19	9	5	4	0
	5.75	25.22	28.76	23.89	8.41	3.98	2.21	1.77	0.00
ELEC 3001 (%)	9	21	41	42	42	46	21	4	0
	3.98	9.29	18.14	18.58	18.58	20.35	9.29	1.77	0.00
CSEN 3281/82/83 (%)	15	54	74	35	28	9	6	5	0
	6.64	23.89	32.74	15.49	12.39	3.98	2.65	2.21	0.00



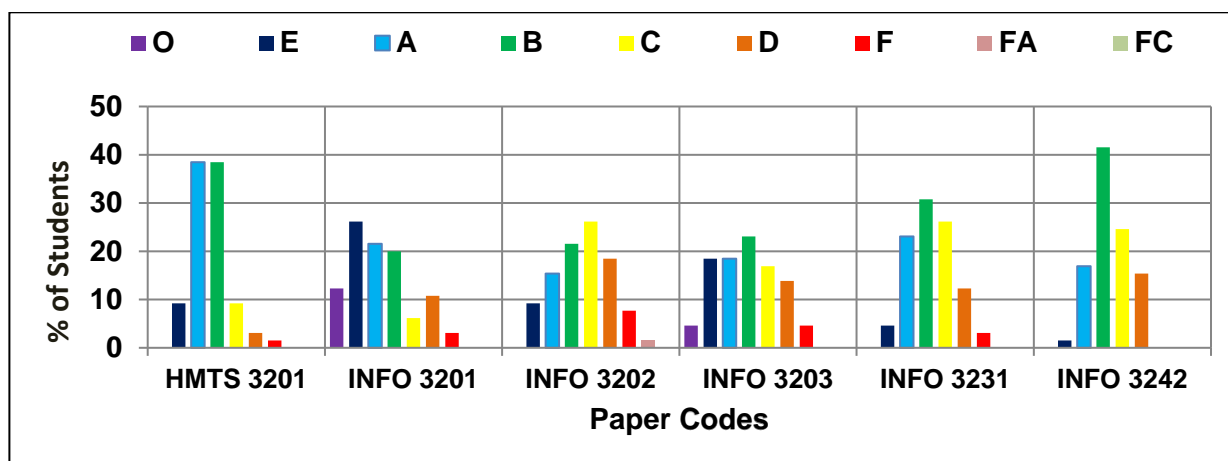
LAB PAPERS

Paper Code & Percentage	O (>= 90)	E (80-89)	A (70-79)	B (60-69)	C (50-59)	D (40-49)	F (<40)	FA
CSEN 3211 (%)	97	44	26	29	14	8	4	4
	42.92	19.47	11.50	12.83	6.19	3.54	1.77	1.77
CSEN 3212 (%)	82	78	37	13	4	7	3	2
	36.28	34.51	16.37	5.75	1.77	3.10	1.33	0.88
ELEC 3011 (%)	28	91	65	19	9	9	0	5
	12.39	40.27	28.76	8.41	3.98	3.98	0.00	2.21
CSEN 3286/87/88 (%)	72	48	51	23	21	4	2	5
	31.86	21.24	22.57	10.18	9.29	1.77	0.88	2.21
CSEN 3297 (%)	35	100	65	19	2	0	0	5
	15.49	44.25	28.76	8.41	0.88	0.00	0.00	2.21
HMTS 3221 (%)	6	63	90	40	15	8	3	1
	2.65	27.88	39.82	17.70	6.64	3.54	1.33	0.44

Information Technology

No. of students = 65

Paper Code & Percentage	O (>= 90)	E (80-89)	A (70-79)	B (60-69)	C (50-59)	D (40-49)	F (<40)	FA	FC
HMTS 3201 (%)	0	6	25	25	6	2	1	0	0
	0.00	9.23	38.46	38.46	9.23	3.08	1.54	0.00	0.00
INFO 3201 (%)	8	17	14	13	4	7	2	0	0
	12.31	26.15	21.54	20.00	6.15	10.77	3.08	0.00	0.00
INFO 3202 (%)	0	6	10	14	17	12	5	1	0
	0.00	9.23	15.38	21.54	26.15	18.46	7.69	1.54	0.00
INFO 3203 (%)	3	12	12	15	11	9	3	0	0
	4.62	18.46	18.46	23.08	16.92	13.85	4.62	0.00	0.00
INFO 3231 (%)	0	3	15	20	17	8	2	0	0
	0.00	4.62	23.08	30.77	26.15	12.31	3.08	0.00	0.00
INFO 3242 (%)	0	1	11	27	16	10	0	0	0
	0.00	1.54	16.92	41.54	24.62	15.38	0.00	0.00	0.00

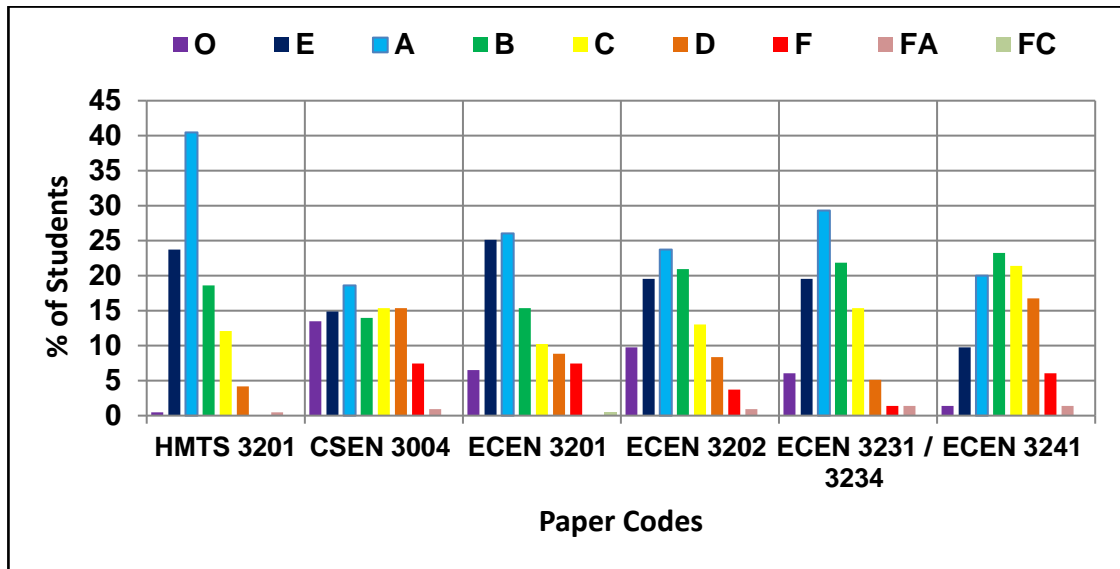


LAB PAPERS

Paper Code & Percentage	O (>= 90)	E (80-89)	A (70-79)	B (60-69)	C (50-59)	D (40-49)	F (<40)	FA
INFO 3211 (%)	20	15	14	14	1	0	0	1
	30.77	23.08	21.54	21.54	1.54	0.00	0.00	1.54
INFO 3212 (%)	10	9	3	8	13	17	4	1
	15.38	13.85	4.62	12.31	20.00	26.15	6.15	1.54
INFO 3213 (%)	19	19	11	13	2	0	0	1
	29.23	29.23	16.92	20.00	3.08	0.00	0.00	1.54
INFO 3236 (%)	8	13	24	17	2	0	0	1
	12.31	20.00	36.92	26.15	3.08	0.00	0.00	1.54
INFO 3221 (%)	10	12	24	13	3	2	0	1
	15.38	18.46	36.92	20.00	4.62	3.08	0.00	1.54
HMTS 3221 (%)	0	9	22	25	6	3	0	0
	0.00	13.85	33.85	38.46	9.23	4.62	0.00	0.00

Electronics and Communication Engineering
No. of students = 215

Paper Code & Percentage	O (>= 90)	E (80-89)	A (70-79)	B (60-69)	C (50-59)	D (40-49)	F (<40)	FA	FC
HMTS 3201 (%)	1	51	87	40	26	9	0	1	0
	0.47	23.72	40.47	18.60	12.09	4.19	0.00	0.47	0.00
CSEN 3004 (%)	29	32	40	30	33	33	16	2	0
	13.49	14.88	18.60	13.95	15.35	15.35	7.44	0.93	0.00
ECEN 3201 (%)	14	54	56	33	22	19	16	0	1
	6.51	25.12	26.05	15.35	10.23	8.84	7.44	0.00	0.47
ECEN 3202 (%)	21	42	51	45	28	18	8	2	0
	9.77	19.53	23.72	20.93	13.02	8.37	3.72	0.93	0.00
ECEN 3231 / 3234 (%)	13	42	63	47	33	11	3	3	0
	6.05	19.53	29.30	21.86	15.35	5.12	1.40	1.40	0.00
ECEN 3241 (%)	3	21	43	50	46	36	13	3	0
	1.40	9.77	20.00	23.26	21.40	16.74	6.05	1.40	0.00

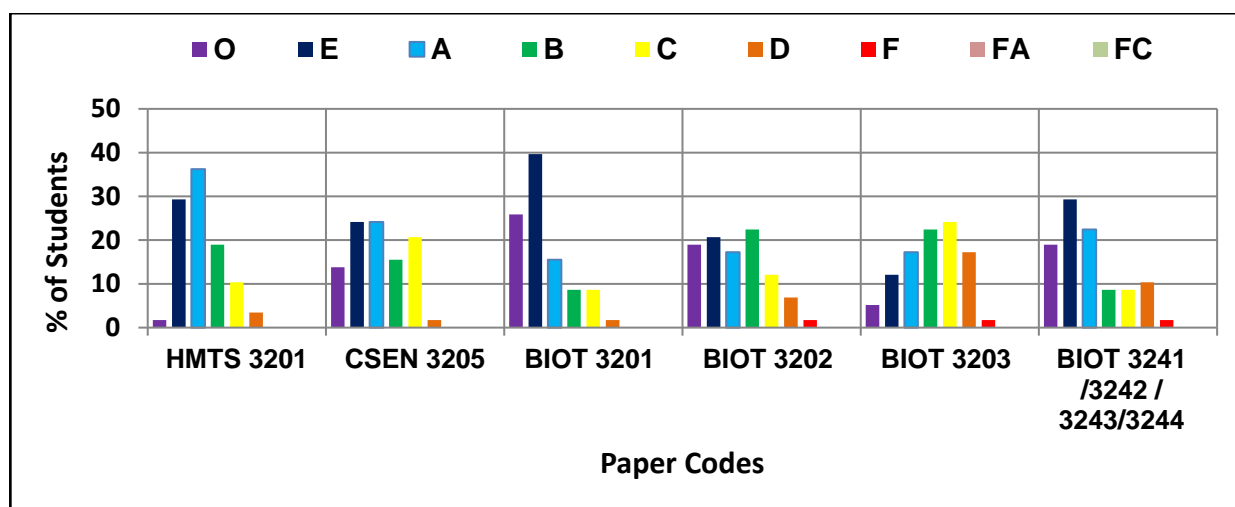


LAB PAPERS

Paper Code & Percentage	O (>= 90)	E (80-89)	A (70-79)	B (60-69)	C (50-59)	D (40-49)	F (<40)	FA
ECEN 3211 (%)	74	72	50	7	6	1	0	5
	34.42	33.49	23.26	3.26	2.79	0.47	0.00	2.33
ECEN 3212 (%)	78	79	38	14	2	0	0	4
	36.28	36.74	17.67	6.51	0.93	0.00	0.00	1.86
HMTS 3221 (%)	15	86	73	28	11	1	1	0
	6.98	40.00	33.95	13.02	5.12	0.47	0.47	0.00
ECEN 3221 (%)	75	71	43	17	6	3	0	0
	34.88	33.02	20.00	7.91	2.79	1.40	0.00	0.00
ECEN 3222 (%)	108	61	42	4	0	0	0	0
	50.23	28.37	19.53	1.86	0.00	0.00	0.00	0.00

Biotechnology
No. of students = 58

Paper Code & Percentage	O (≥90)	E (80-89)	A (70-79)	B (60-69)	C (50-59)	D (40-49)	F (<40)	FA	FC
HMTS 3201 (%)	1	17	21	11	6	2	0	0	0
	1.72	29.31	36.21	18.97	10.34	3.45	0.00	0.00	0.00
CSEN 3205 (%)	8	14	14	9	12	1	0	0	0
	13.79	24.14	24.14	15.52	20.69	1.72	0.00	0.00	0.00
BIOT 3201 (%)	15	23	9	5	5	1	0	0	0
	25.86	39.66	15.52	8.62	8.62	1.72	0.00	0.00	0.00
BIOT 3202 (%)	11	12	10	13	7	4	1	0	0
	18.97	20.69	17.24	22.41	12.07	6.90	1.72	0.00	0.00
BIOT 3203 (%)	3	7	10	13	14	10	1	0	0
	5.17	12.07	17.24	22.41	24.14	17.24	1.72	0.00	0.00
BIOT 3241 / 3242 / 3243 / 3244 (%)	11	17	13	5	5	6	1	0	0
	18.97	29.31	22.41	8.62	8.62	10.34	1.72	0.00	0.00



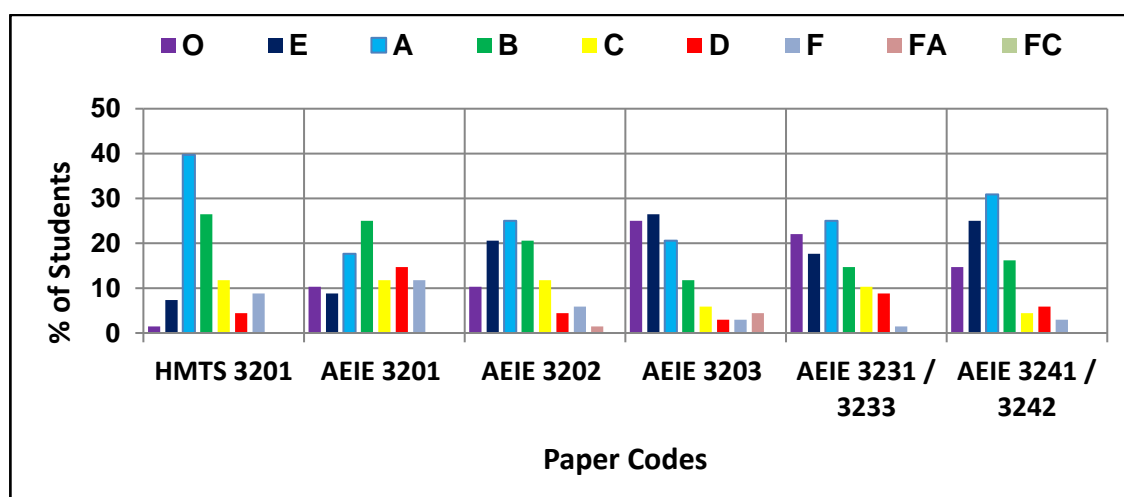
LAB PAPERS

Paper Code & Percentage	O (≥ 90)	E (80-89)	A (70-79)	B (60-69)	C (50-59)	D (40-49)	F (<40)
BIOT 3211 (%)	15	37	5	1	0	0	0
	25.86	63.79	8.62	1.72	0.00	0.00	0.00
BIOT 3212 (%)	32	20	4	2	0	0	0
	55.17	34.48	6.90	3.45	0.00	0.00	0.00
BIOT 3213 (%)	8	28	14	8	0	0	0
	13.79	48.28	24.14	13.79	0.00	0.00	0.00
CSEN 3215 (%)	25	17	7	7	1	1	0
	43.10	29.31	12.07	12.07	1.72	1.72	0.00
HMTS 3221 (%)	0	38	18	1	1	0	0
	0.00	65.52	31.03	1.72	1.72	0.00	0.00
BIOT 3222 (%)	12	33	12	1	0	0	0
	20.69	56.90	20.69	1.72	0.00	0.00	0.00

Applied Electronics and Instrumentation Engineering

No. of students = 68

Paper Code & Percentage	O (>= 90)	E (80-89)	A (70-79)	B (60-69)	C (50-59)	D (40-49)	F (<40)	FA	FC
HMTS 3201 (%)	1	5	27	18	8	3	6	0	0
	1.47	7.35	39.71	26.47	11.76	4.41	8.82	0.00	0.00
AEIE 3201 (%)	7	6	12	17	8	10	8	0	0
	10.29	8.82	17.65	25.00	11.76	14.71	11.76	0.00	0.00
AEIE 3202 (%)	7	14	17	14	8	3	4	1	0
	10.29	20.59	25.00	20.59	11.76	4.41	5.88	1.47	0.00
AEIE 3203 (%)	17	18	14	8	4	2	2	3	0
	25.00	26.47	20.59	11.76	5.88	2.94	2.94	4.41	0.00
AEIE 3231 / 3233 (%)	15	12	17	10	7	6	1	0	0
	22.06	17.65	25.00	14.71	10.29	8.82	1.47	0.00	0.00
AEIE 3241 / 3242 (%)	10	17	21	11	3	4	2	0	0
	14.71	25.00	30.88	16.18	4.41	5.88	2.94	0.00	0.00

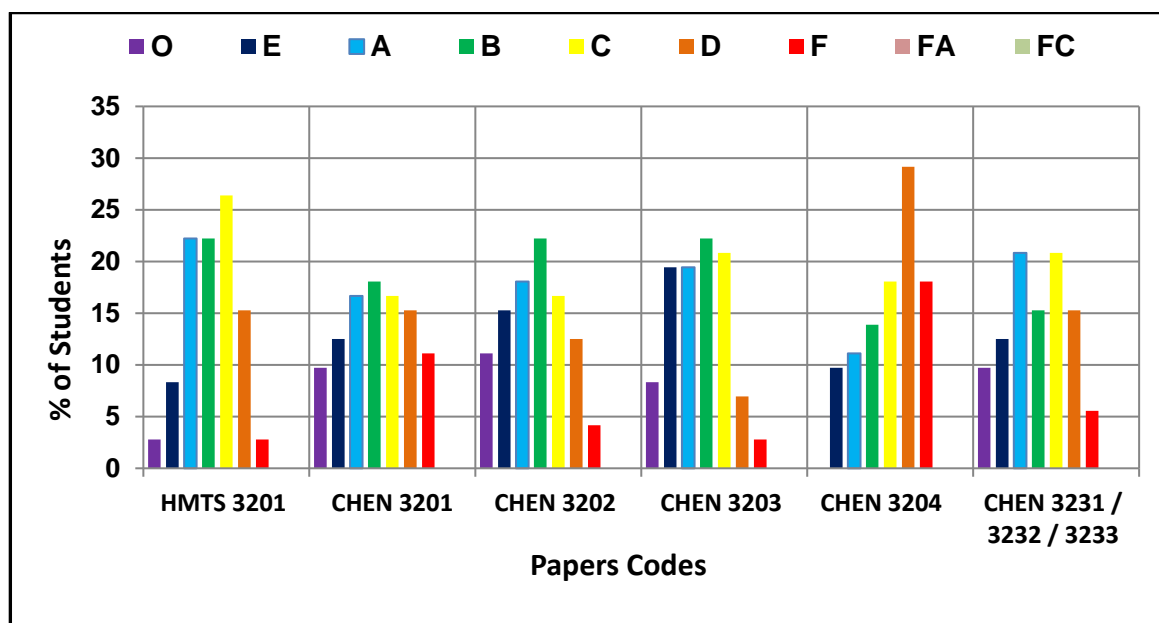


LAB PAPERS

Paper Code & Percentage	O (>= 90)	E (80-89)	A (70-79)	B (60-69)	C (50-59)	D (40-49)	F (<40)	FA
AEIE 3211 (%)	16	25	16	5	6	0	0	0
	23.53	36.76	23.53	7.35	8.82	0.00	0.00	0.00
AEIE 3212 (%)	36	25	6	1	0	0	0	0
	52.94	36.76	8.82	1.47	0.00	0.00	0.00	0.00
AEIE 3213 (%)	35	10	15	6	2	0	0	0
	51.47	14.71	22.06	8.82	2.94	0.00	0.00	0.00
AEIE 3221 (%)	30	24	11	1	2	0	0	0
	44.12	35.29	16.18	1.47	2.94	0.00	0.00	0.00
HMTS 3221 (%)	0	10	27	23	4	3	0	1
	0.00	14.71	39.71	33.82	5.88	4.41	0.00	1.47

Chemical Engineering
No. of students = 72

Paper Code & Percentage	O (≥ 90)	E (80-89)	A (70-79)	B (60-69)	C (50-59)	D (40-49)	F (<40)	FA	FC
HMTS 3201 (%)	2	6	16	16	19	11	2	0	0
	2.78	8.33	22.22	22.22	26.39	15.28	2.78	0.00	0.00
CHEN 3201 (%)	7	9	12	13	12	11	8	0	0
	9.72	12.50	16.67	18.06	16.67	15.28	11.11	0.00	0.00
CHEN 3202 (%)	8	11	13	16	12	9	3	0	0
	11.11	15.28	18.06	22.22	16.67	12.50	4.17	0.00	0.00
CHEN 3203 (%)	6	14	14	16	15	5	2	0	0
	8.33	19.44	19.44	22.22	20.83	6.94	2.78	0.00	0.00
CHEN 3204 (%)	0	7	8	10	13	21	13	0	0
	0.00	9.72	11.11	13.89	18.06	29.17	18.06	0.00	0.00
CHEN 3231 / 3232 / 3233 (%)	7	9	15	11	15	11	4	0	0
	9.72	12.50	20.83	15.28	20.83	15.28	5.56	0.00	0.00

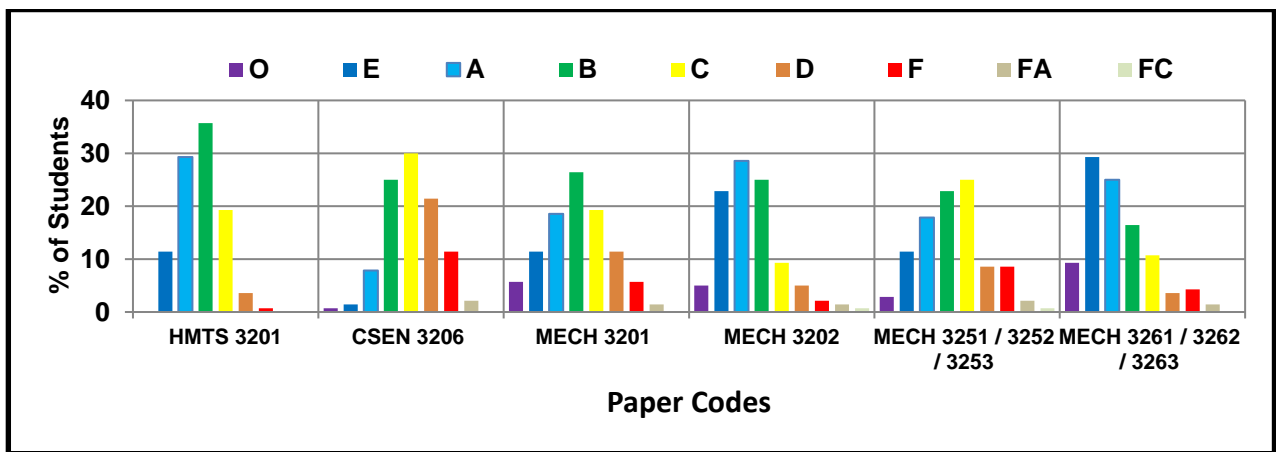


LAB PAPER

Paper Code & Percentage	O (≥ 90)	E (80-89)	A (70-79)	B (60-69)	C (50-59)	D (40-49)	F (<40)	FA
CHEN 3211 (%)	21	17	23	8	3	0	0	0
	29.17	23.61	31.94	11.11	4.17	0.00	0.00	0.00
CHEN 3212 (%)	13	10	23	17	9	0	0	0
	18.06	13.89	31.94	23.61	12.50	0.00	0.00	0.00
HMTS 3221 (%)	2	35	16	17	2	0	0	0
	2.78	48.61	22.22	23.61	2.78	0.00	0.00	0.00
CHEN 3221 (%)	10	33	20	8	1	0	0	0
	13.89	45.83	27.78	11.11	1.39	0.00	0.00	0.00

Mechanical Engineering
No. of students = 140

Paper Code & Percentage	O (>= 90)	E (80-89)	A (70-79)	B (60-69)	C (50-59)	D (40-49)	F (<40)	FA	FC
HMTS 3201 (%)	0	16	41	50	27	5	1	0	0
	0.00	11.43	29.29	35.71	19.29	3.57	0.71	0.00	0.00
CSEN 3206 (%)	1	2	11	35	42	30	16	3	0
	0.71	1.43	7.86	25.00	30.00	21.43	11.43	2.14	0.00
MECH 3201 (%)	8	16	26	37	27	16	8	2	0
	5.71	11.43	18.57	26.43	19.29	11.43	5.71	1.43	0.00
MECH 3202 (%)	7	32	40	35	13	7	3	2	1
	5.00	22.86	28.57	25.00	9.29	5.00	2.14	1.43	0.71
MECH 3251 / 3252 / 3253 (%)	4	16	25	32	35	12	12	3	1
	2.86	11.43	17.86	22.86	25.00	8.57	8.57	2.14	0.71
MECH 3261 / 3262 / 3263 / 3264 (%)	13	41	35	23	15	5	6	2	0
	9.29	29.29	25.00	16.43	10.71	3.57	4.29	1.43	0.00

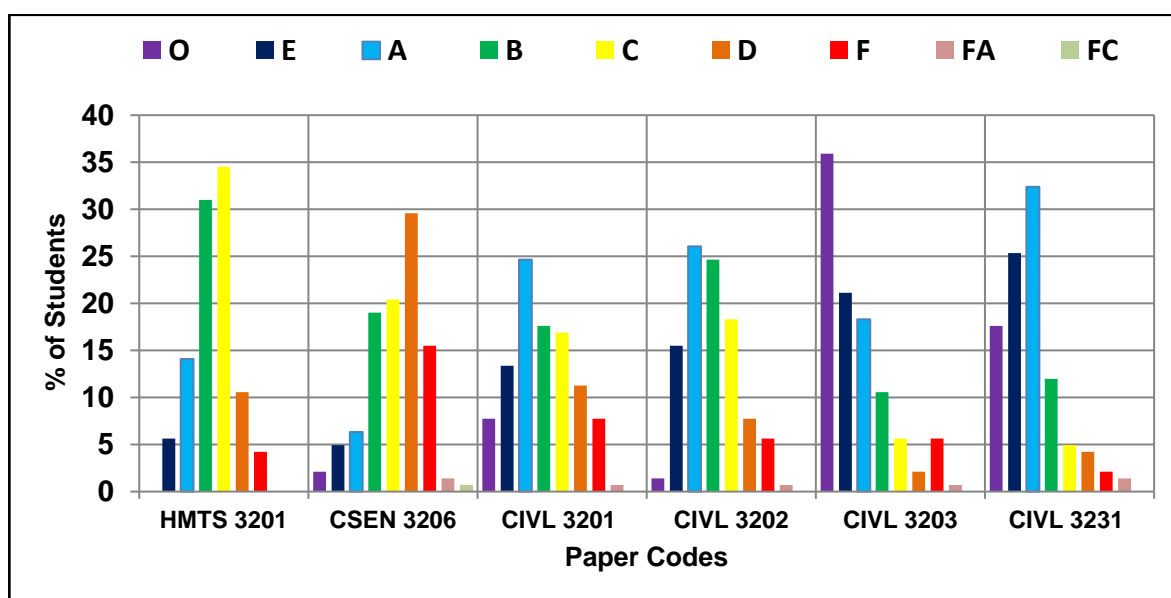


LAB PAPER

Paper Code & Percentage	O (>= 90)	E (80-89)	A (70-79)	B (60-69)	C (50-59)	D (40-49)	F (<40)	FA
MECH 3211 (%)	2	24	47	36	23	5	1	2
	1.43	17.14	33.57	25.71	16.43	3.57	0.71	1.43
MECH 3212 (%)	10	30	47	37	8	7	0	1
	7.14	21.43	33.57	26.43	5.71	5.00	0.00	0.71
CSEN 3216 (%)	17	16	27	42	24	10	0	4
	12.14	11.43	19.29	30.00	17.14	7.14	0.00	2.86
MECH 3256 / 3257 / 3258 (%)	20	24	33	33	18	10	2	0
	14.29	17.14	23.57	23.57	12.86	7.14	1.43	0.00
HMTS 3221 (%)	0	27	47	45	17	3	0	1
	0.00	19.29	33.57	32.14	12.14	2.14	0.00	0.71
MECH 3221 (%)	39	75	16	7	0	1	2	0
	27.86	53.57	11.43	5.00	0.00	0.71	1.43	0.00

Civil Engineering
No. of students = 142

Paper Code & Percentage	O (≥ 90)	E (80-89)	A (70-79)	B (60-69)	C (50-59)	D (40-49)	F (<40)	FA	FC
HMTS 3201 (%)	0	8	20	44	49	15	6	0	0
	0.00	5.63	14.08	30.99	34.51	10.56	4.23	0.00	0.00
CSEN 3206 (%)	3	7	9	27	29	42	22	2	1
	2.11	4.93	6.34	19.01	20.42	29.58	15.49	1.41	0.70
CIVL 3201 (%)	11	19	35	25	24	16	11	1	0
	7.75	13.38	24.65	17.61	16.90	11.27	7.75	0.70	0.00
CIVL 3202 (%)	2	22	37	35	26	11	8	1	0
	1.41	15.49	26.06	24.65	18.31	7.75	5.63	0.70	0.00
CIVL 3203 (%)	51	30	26	15	8	3	8	1	0
	35.92	21.13	18.31	10.56	5.63	2.11	5.63	0.70	0.00
CIVL 3231 (%)	25	36	46	17	7	6	3	2	0
	17.61	25.35	32.39	11.97	4.93	4.23	2.11	1.41	0.00

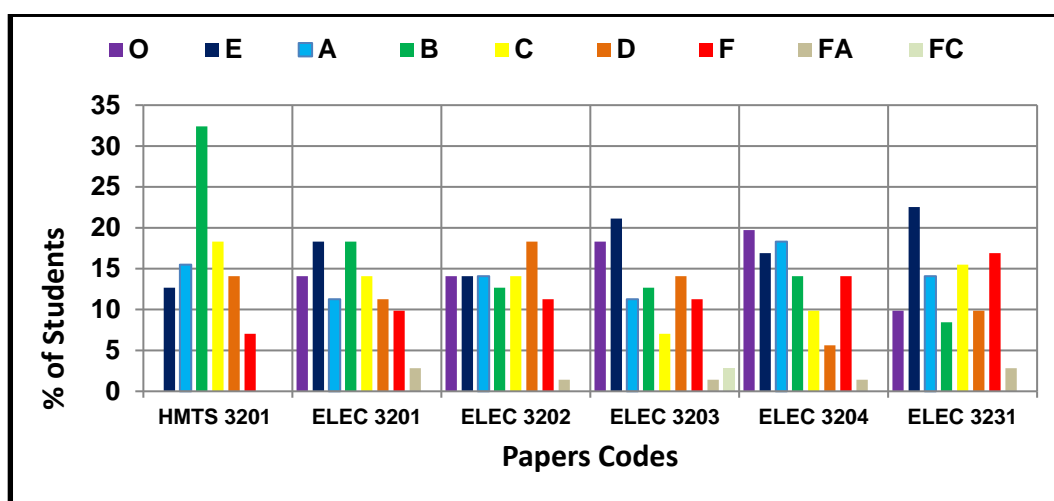


LAB PAPER

Paper Code & Percentage	O (≥ 90)	E (80-89)	A (70-79)	B (60-69)	C (50-59)	D (40-49)	F (<40)	FA
CIVL 3211 (%)	12	52	35	20	10	6	3	4
	8.45	36.62	24.65	14.08	7.04	4.23	2.11	2.82
CIVL 3212 (%)	42	46	29	14	4	2	0	5
	29.58	32.39	20.42	9.86	2.82	1.41	0.00	3.52
CSEN 3216 (%)	35	17	21	18	20	25	0	6
	24.65	11.97	14.79	12.68	14.08	17.61	0.00	4.23
HMTS 3221 (%)	5	34	53	32	13	2	3	0
	3.52	23.94	37.32	22.54	9.15	1.41	2.11	0.00
CIVL 3221 (%)	33	31	21	24	12	14	7	0
	23.24	21.83	14.79	16.90	8.45	9.86	4.93	0.00

Electrical Engineering
No. of students = 71

Paper Code & Percentage	O (>= 90)	E (80-89)	A (70-79)	B (60-69)	C (50-59)	D (40-49)	F (<40)	FA	FC
HMTS 3201 (%)	0	9	11	23	13	10	5	0	0
	0.00	12.68	15.49	32.39	18.31	14.08	7.04	0.00	0.00
ELEC 3201 (%)	10	13	8	13	10	8	7	2	0
	14.08	18.31	11.27	18.31	14.08	11.27	9.86	2.82	0.00
ELEC 3202 (%)	10	10	10	9	10	13	8	1	0
	14.08	14.08	14.08	12.68	14.08	18.31	11.27	1.41	0.00
ELEC 3203 (%)	13	15	8	9	5	10	8	1	2
	18.31	21.13	11.27	12.68	7.04	14.08	11.27	1.41	2.82
ELEC 3204 (%)	14	12	13	10	7	4	10	1	0
	19.72	16.90	18.31	14.08	9.86	5.63	14.08	1.41	0.00
ELEC 3231 (%)	7	16	10	6	11	7	12	2	0
	9.86	22.54	14.08	8.45	15.49	9.86	16.90	2.82	0.00



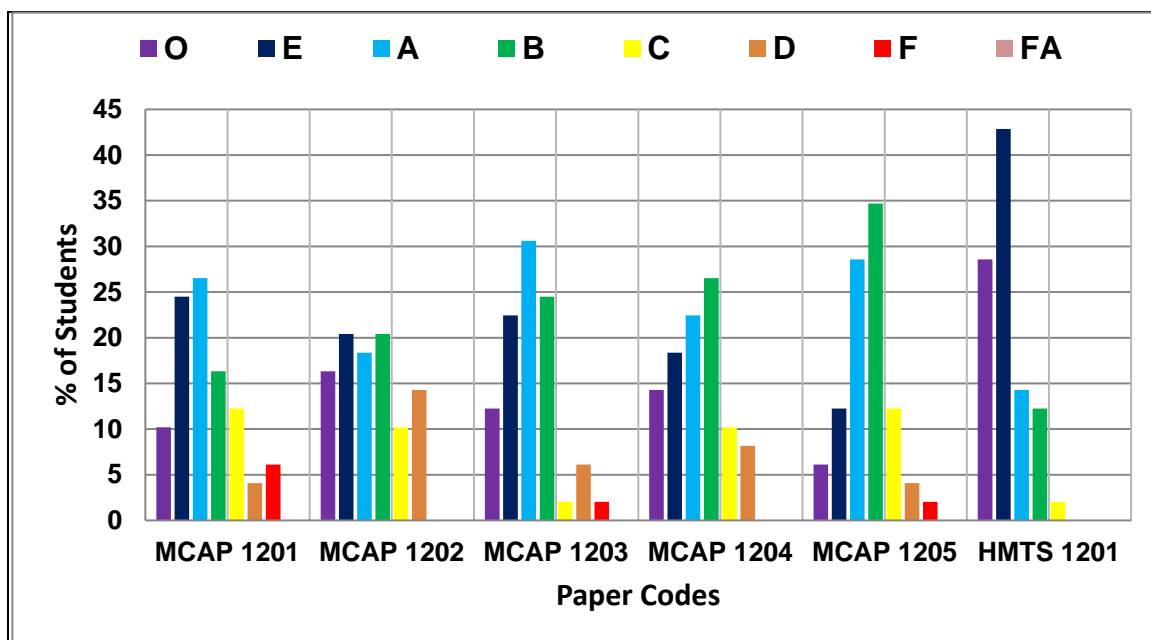
LAB PAPER

Paper Code & Percentage	O (>= 90)	E (80-89)	A (70-79)	B (60-69)	C (50-59)	D (40-49)	F (<40)	FA
ELEC 3211 (%)	7	28	22	4	6	0	1	3
	9.86	39.44	30.99	5.63	8.45	0.00	1.41	4.23
ELEC 3212 (%)	19	21	21	2	3	2	0	3
	26.76	29.58	29.58	2.82	4.23	2.82	0.00	4.23
ELEC 3213 (%)	16	28	11	4	5	3	2	2
	22.54	39.44	15.49	5.63	7.04	4.23	2.82	2.82
ELEC 3214 (%)	4	16	14	16	9	8	1	3
	5.63	22.54	19.72	22.54	12.68	11.27	1.41	4.23
HMTS 3221 (%)	7	33	20	8	2	0	1	0
	9.86	46.48	28.17	11.27	2.82	0.00	1.41	0.00

RESULT ANALYSIS (MCA / THEORY / LAB PAPERS)
1ST YEAR, EVEN SEM – 2018

NO. OF STUDENTS : 49

Paper Code & Percentage	O (>89)	E (80-89)	A (70-79)	B (60-69)	C (50-59)	D (40-49)	F (<40)	FA
MCAP 1201 (%)	5	12	13	8	6	2	3	0
	10.20	24.49	26.53	16.33	12.24	4.08	6.12	0.00
MCAP 1202 (%)	8	10	9	10	5	7	0	0
	16.33	20.41	18.37	20.41	10.20	14.29	0.00	0.00
MCAP 1203 (%)	6	11	15	12	1	3	1	0
	12.24	22.45	30.61	24.49	2.04	6.12	2.04	0.00
MCAP 1204 (%)	7	9	11	13	5	4	0	0
	14.29	18.37	22.45	26.53	10.20	8.16	0.00	0.00
MCAP 1205 (%)	3	6	14	17	6	2	1	0
	6.12	12.24	28.57	34.69	12.24	4.08	2.04	0.00
HMTS 1201 (%)	14	21	7	6	1	0	0	0
	28.57	42.86	14.29	12.24	2.04	0.00	0.00	0.00



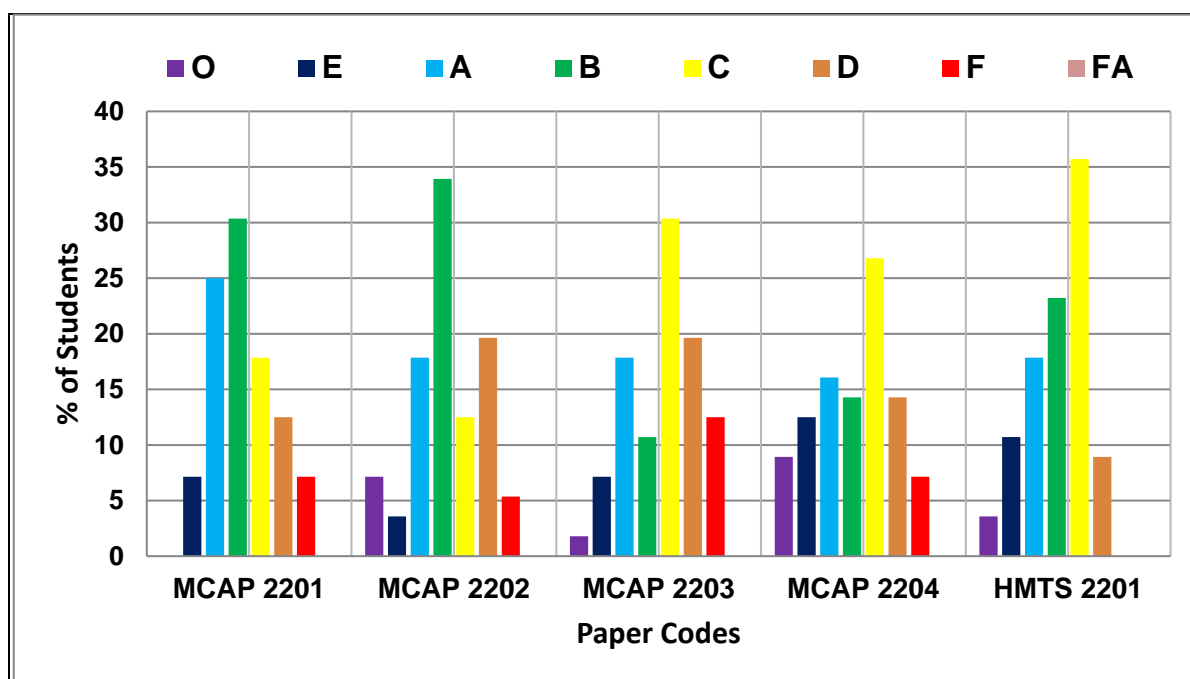
LAB PAPERS

Paper Code & Percentage	O (>89)	E (80-89)	A (70-79)	B (60-69)	C (50-59)	D (40-49)	F (<40)	FA
MCAP 1211 (%)	11	23	13	1	0	1	0	0
	22.45	46.94	26.53	2.04	0.00	2.04	0.00	0.00
MCAP 1212 (%)	11	6	15	12	0	3	2	0
	22.45	12.24	30.61	24.49	0.00	6.12	4.08	0.00
MCAP 1213 (%)	11	14	9	11	2	2	0	0
	22.45	28.57	18.37	22.45	4.08	4.08	0.00	0.00

RESULT ANALYSIS (MCA / THEORY PAPERS)
2ND YEAR, EVEN SEM – 2018

NO. OF STUDENTS = 56

Paper Code & Percentage	O (>89)	E (80-89)	A (70-79)	B (60-69)	C (50-59)	D (40-49)	F (<40)	FA
MCAP 2201 (%)	0	4	14	17	10	7	4	0
	0.00	7.14	25.00	30.36	17.86	12.50	7.14	0.00
MCAP 2202 (%)	4	2	10	19	7	11	3	0
	7.14	3.57	17.86	33.93	12.50	19.64	5.36	0.00
MCAP 2203 (%)	1	4	10	6	17	11	7	0
	1.79	7.14	17.86	10.71	30.36	19.64	12.50	0.00
MCAP 2204 (%)	5	7	9	8	15	8	4	0
	8.93	12.50	16.07	14.29	26.79	14.29	7.14	0.00
HMTS 2201 (%)	2	6	10	13	20	5	0	0
	3.57	10.71	17.86	23.21	35.71	8.93	0.00	0.00



LAB PAPERS

Paper Code & Percentage	O (>89)	E (80-89)	A (70-79)	B (60-69)	C (50-59)	D (40-49)	F (<40)	FA
MCAP 2211 (%)	1	15	30	5	0	2	3	0
	1.79	26.79	53.57	8.93	0.00	3.57	5.36	0.00
MCAP 2212 (%)	4	10	16	15	9	2	0	0
	7.14	17.86	28.57	26.79	16.07	3.57	0.00	0.00
MCAP 2213 (%)	15	11	13	11	2	0	4	0
	26.79	19.64	23.21	19.64	3.57	0.00	7.14	0.00
HMTS 2221 (%)	7	19	18	5	2	3	0	2
	12.50	33.93	32.14	8.93	3.57	5.36	0.00	3.57

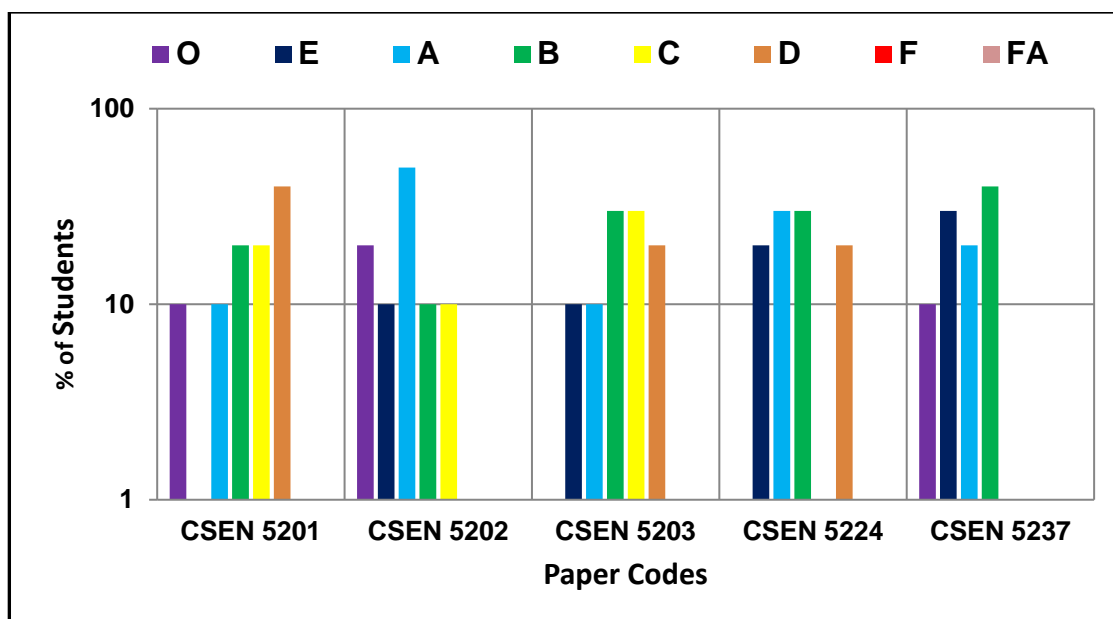
RESULT ANALYSIS (M.TECH / THEORY PAPERS)

1ST YEAR, EVEN SEM – 2018

Computer Science & Engineering

No. of Students: 10

Paper Code & Percentage	O (>89)	E (80-89)	A (70-79)	B (60-69)	C (50-59)	D (40-49)	F (<40)	FA
CSEN 5201 (%)	1	0	1	2	2	4	0	0
	10.00	0.00	10.00	20.00	20.00	40.00	0.00	0.00
CSEN 5202 (%)	2	1	5	1	1	0	0	0
	20.00	10.00	50.00	10.00	10.00	0.00	0.00	0.00
CSEN 5203 (%)	0	1	1	3	3	2	0	0
	0.00	10.00	10.00	30.00	30.00	20.00	0.00	0.00
CSEN 5224 (%)	0	2	3	3	0	2	0	0
	0.00	20.00	30.00	30.00	0.00	20.00	0.00	0.00
CSEN 5237 (%)	1	3	2	4	0	0	0	0
	10.00	30.00	20.00	40.00	0.00	0.00	0.00	0.00

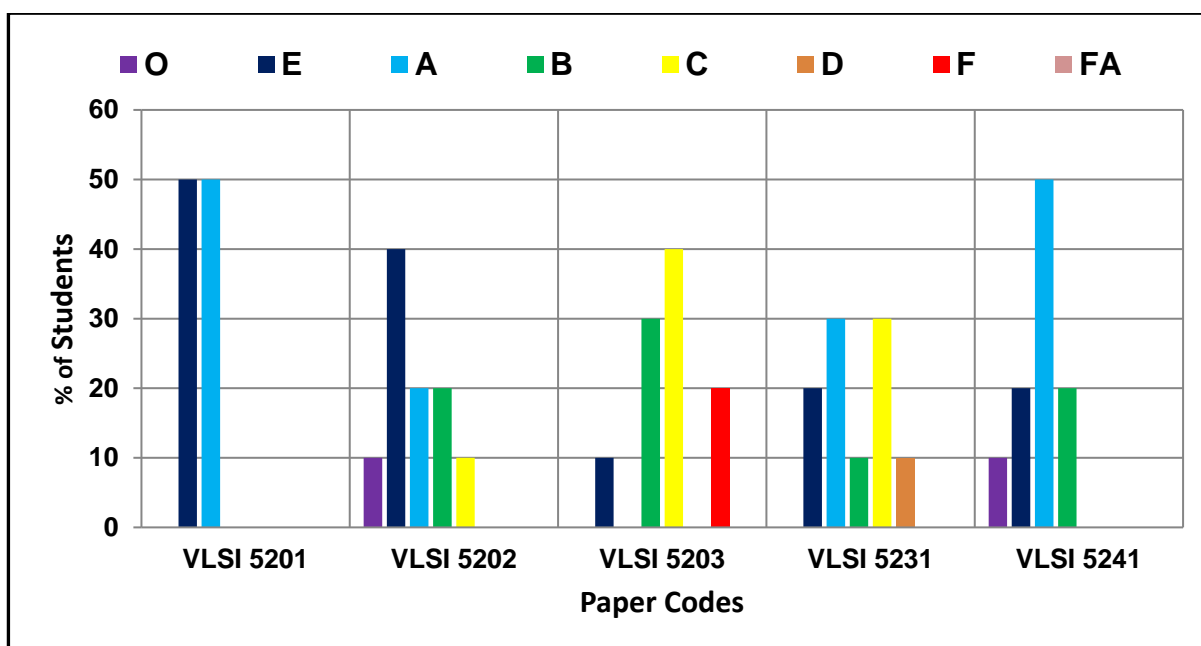


LAB PAPERS

Paper Code & Percentage	O (>89)	E (80-89)	A (70-79)	B (60-69)	C (50-59)	D (40-49)	F (<40)	FA
CSEN 5212 (%)	3	1	6	0	0	0	0	0
	30.00	10.00	60.00	0.00	0.00	0.00	0.00	0.00
CSEN 5213 (%)	2	3	4	1	0	0	0	0
	20.00	30.00	40.00	10.00	0.00	0.00	0.00	0.00
CSEN 5214 (%)	1	3	1	5	0	0	0	0
	10.00	30.00	10.00	50.00	0.00	0.00	0.00	0.00

VLSI
(No. of Students: 10)

Paper Code & Percentage	O (>89)	E (80-89)	A (70-79)	B (60-69)	C (50-59)	D (40-49)	F (<40)	FA
VLSI 5201 (%)	0	5	5	0	0	0	0	0
	0.00	50.00	50.00	0.00	0.00	0.00	0.00	0.00
VLSI 5202 (%)	1	4	2	2	1	0	0	0
	10.00	40.00	20.00	20.00	10.00	0.00	0.00	0.00
VLSI 5203 (%)	0	1	0	3	4	0	2	
	0.00	10.00	0.00	30.00	40.00	0.00	20.00	0.00
VLSI 5231 (%)	0	2	3	1	3	1	0	0
	0.00	20.00	30.00	10.00	30.00	10.00	0.00	0.00
VLSI 5241 (%)	1	2	5	2	0	0	0	0
	10.00	20.00	50.00	20.00	0.00	0.00	0.00	0.00

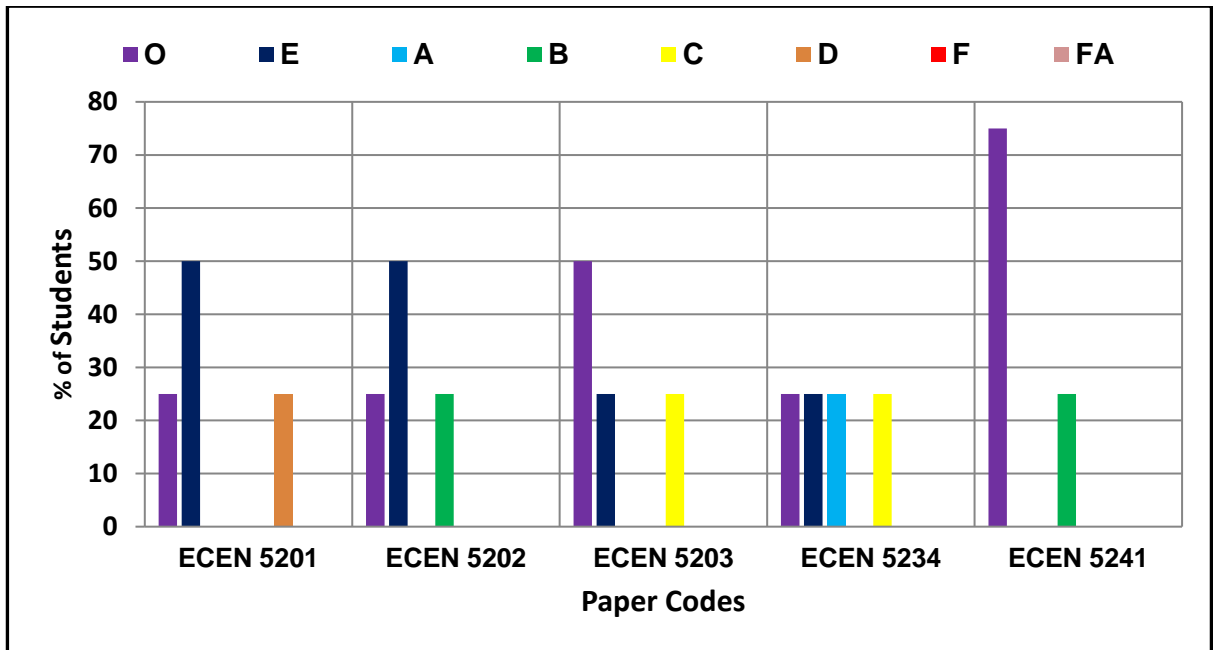


LAB PAPERS

Paper Code & Percentage	O (>89)	E (80-89)	A (70-79)	B (60-69)	C (50-59)	D (40-49)	F (<40)	FA
VLSI 5213 (%)	1	2	4	1	2	0	0	0
	10.00	20.00	40.00	10.00	20.00	0.00	0.00	0.00
VLSI 5221 (%)	6	4	0	0	0	0	0	0
	60.00	40.00	0.00	0.00	0.00	0.00	0.00	0.00

Electronics & Communication Engineering
(No. of Students: 4)

Paper Code & Percentage	O (>89)	E (80-89)	A (70-79)	B (60-69)	C (50-59)	D (40-49)	F (<40)	FA
ECEN 5201 (%)	1	2	0	0	0	1	0	0
	25.00	50.00	0.00	0.00	0.00	25.00	0.00	0.00
ECEN 5202 (%)	1	2	0	1	0	0	0	0
	25.00	50.00	0.00	25.00	0.00	0.00	0.00	0.00
ECEN 5203 (%)	2	1	0	0	1	0	0	0
	50.00	25.00	0.00	0.00	25.00	0.00	0.00	0.00
ECEN 5234 (%)	1	1	1	0	1	0	0	0
	25.00	25.00	25.00	0.00	25.00	0.00	0.00	0.00
ECEN 5241 (%)	3	0	0	1	0	0	0	0
	75.00	0.00	0.00	25.00	0.00	0.00	0.00	0.00

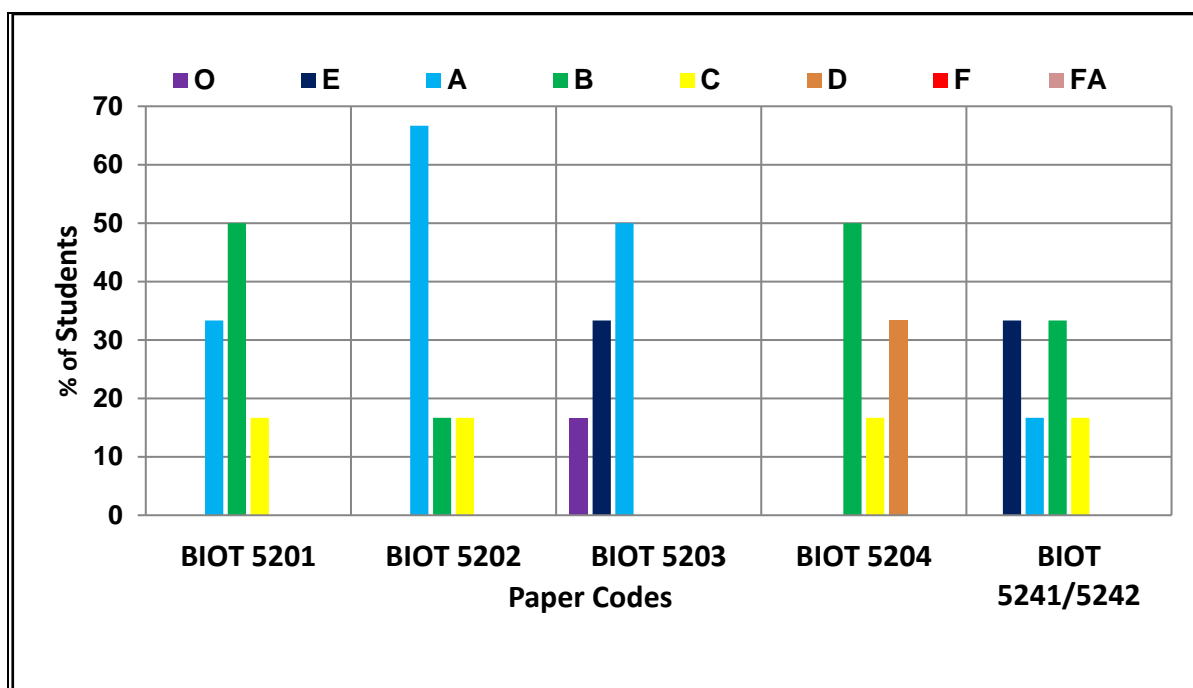


LAB PAPERS

Paper Code & Percentage	O (>89)	E (80-89)	A (70-79)	B (60-69)	C (50-59)	D (40-49)	F (<40)	FA
ECEN 5211 (%)	0	4	0	0	0	0	0	0
	0.00	100.00	0.00	0.00	0.00	0.00	0.00	0.00
ECEN 5221 (%)	3	1	0	0	0	0	0	0
	75.00	25.00	0.00	0.00	0.00	0.00	0.00	0.00

Biotechnology
(No. of Students: 6)

Paper Code & Percentage	O (>89)	E (80-89)	A (70-79)	B (60-69)	C (50-59)	D (40-49)	F (<40)	FA
BIOT 5201 (%)	0	0	2	3	1	0	0	0
	0.00	0.00	33.33	50.00	16.67	0.00	0.00	0.00
BIOT 5202 (%)	0	0	4	1	1	0	0	0
	0.00	0.00	66.67	16.67	16.67	0.00	0.00	0.00
BIOT 5203 (%)	1	2	3	0	0	0	0	0
	16.67	33.33	50.00	0.00	0.00	0.00	0.00	0.00
BIOT 5204 (%)	0	0	0	3	1	2	0	0
	0.00	0.00	0.00	50.00	16.67	33.33	0.00	0.00
BIOT 5241/5242 (%)	0	2	1	2	1	0	0	0
	0.00	33.33	16.67	33.33	16.67	0.00	0.00	0.00



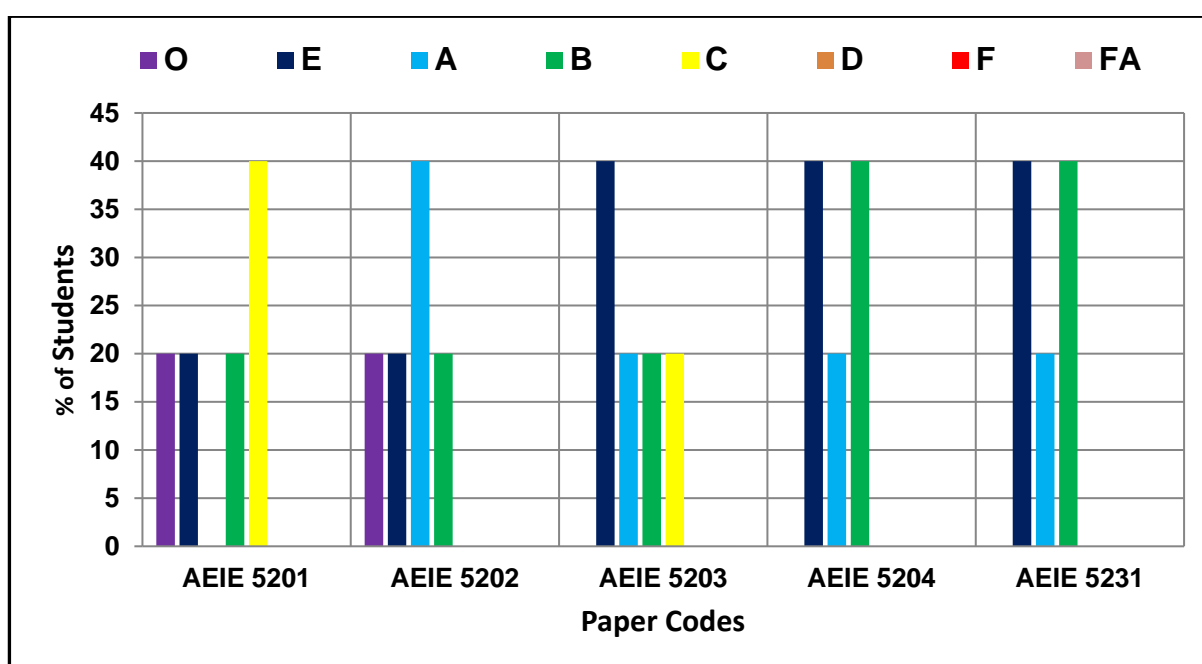
LAB PAPERS

Paper Code & Percentage	O (>89)	E (80-89)	A (70-79)	B (60-69)	C (50-59)	D (40-49)	F (<40)	FA
BIOT 5211 (%)	0	3	2	1	0	0	0	0
	0.00	50.00	33.33	16.67	0.00	0.00	0.00	0.00
BIOT 5212 (%)	0	4	2	0	0	0	0	0
	0.00	66.67	33.33	0.00	0.00	0.00	0.00	0.00
BIOT 5221 (%)	2	1	3	0	0	0	0	0
	33.33	16.67	50.00	0.00	0.00	0.00	0.00	0.00

Applied Electronics & Instrumentation Engineering

(No. of Students: 5)

Paper Code & Percentage	O (>89)	E (80-89)	A (70-79)	B (60-69)	C (50-59)	D (40-49)	F (<40)	FA
AEIE 5201 (%)	1	1	0	1	2	0	0	0
	20.00	20.00	0.00	20.00	40.00	0.00	0.00	0.00
AEIE 5202 (%)	1	1	2	1	0	0	0	0
	20.00	20.00	40.00	20.00	0.00	0.00	0.00	0.00
AEIE 5203 (%)	0	2	1	1	1	0	0	0
	0.00	40.00	20.00	20.00	20.00	0.00	0.00	0.00
AEIE 5204 (%)	0	2	1	2	0	0	0	0
	0.00	40.00	20.00	40.00	0.00	0.00	0.00	0.00
AEIE 5231 (%)	0	2	1	2	0	0	0	0
	0.00	40.00	20.00	40.00	0.00	0.00	0.00	0.00

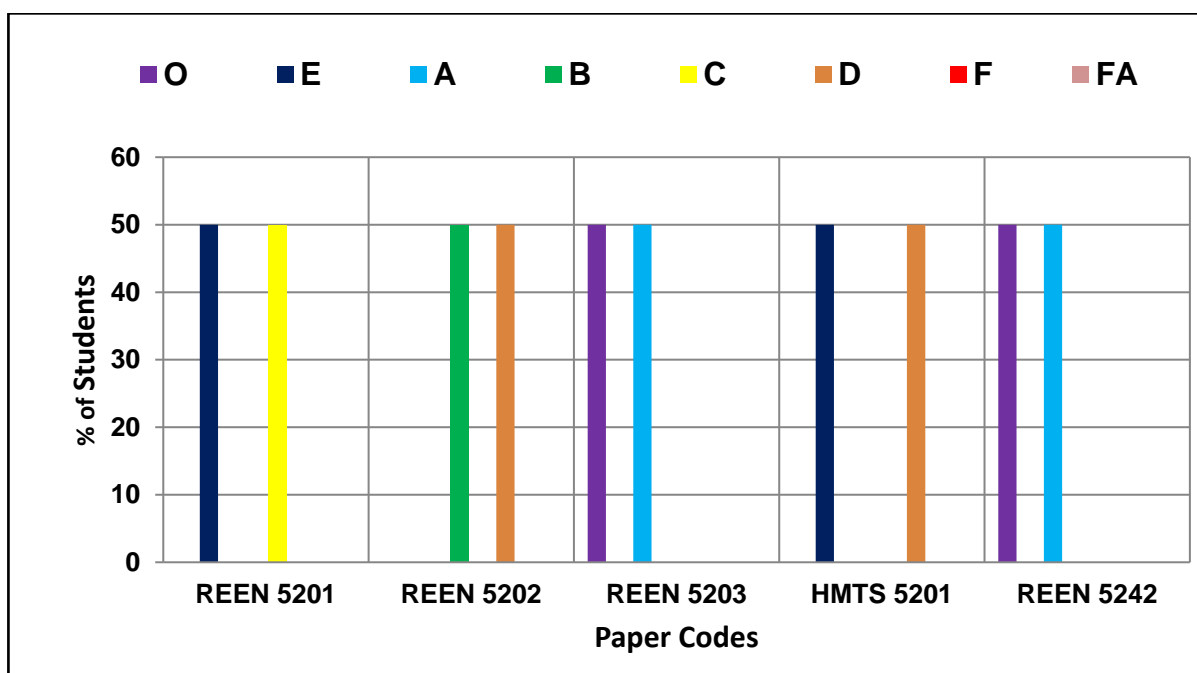


LAB PAPERS

Paper Code & Percentage	O (>89)	E (80-89)	A (70-79)	B (60-69)	C (50-59)	D (40-49)	F (<40)	FA
AEIE 5211 (%)	4	1	0	0	0	0	0	0
	80.00	20.00	0.00	0.00	0.00	0.00	0.00	0.00
AEIE 5212 (%)	3	2	0	0	0	0	0	0
	60.00	40.00	0.00	0.00	0.00	0.00	0.00	0.00
AEIE 5221 (%)	0	3	2	0	0	0	0	0
	0.00	60.00	40.00	0.00	0.00	0.00	0.00	0.00


Renewable Energy Engineering
(No. of Students: 2)

Paper Code & Percentage	O (>89)	E (80-89)	A (70-79)	B (60-69)	C (50-59)	D (40-49)	F (<40)	FA
REEN 5201 (%)	0 0.00	1 50.00	0 0.00	0 0.00	1 50.00	0 0.00	0 0.00	0 0.00
REEN 5202 (%)	0 0.00	0 0.00	0 0.00	1 50.00	0 0.00	1 50.00	0 0.00	0 0.00
REEN 5203 (%)	1 50.00	0 0.00	1 50.00	0 0.00	0 0.00	0 0.00	0 0.00	0 0.00
HMTS 5201 (%)	0 0.00	1 50.00	0 0.00	0 0.00	0 0.00	1 50.00	0 0.00	0 0.00
REEN 5242 (%)	1 50.00	0 0.00	1 50.00	0 0.00	0 0.00	0 0.00	0 0.00	0 0.00



LAB PAPERS

Paper Code & Percentage	O (>89)	E (80-89)	A (70-79)	B (60-69)	C (50-59)	D (40-49)	F (<40)	FA
REEN 5211 (%)	0 0.00	1 50.00	1 50.00	0 0.00	0 0.00	0 0.00	0 0.00	0 0.00
REEN 5221 (%)	1 50.00	1 50.00	0 0.00	0 0.00	0 0.00	0 0.00	0 0.00	0 0.00
REEN 5222 (%)	1 50.00	1 50.00	0 0.00	0 0.00	0 0.00	0 0.00	0 0.00	0 0.00



HERITAGE INSTITUTE OF TECHNOLOGY

RESULT OF 2ND SEMESTER & 8TH SEMESTER B.TECH & 4TH
SEMESTER M.TECH EXAMINATIONS, 2018

Placed for

Approval of
Academic Council

In its meeting dated 9.07.2018

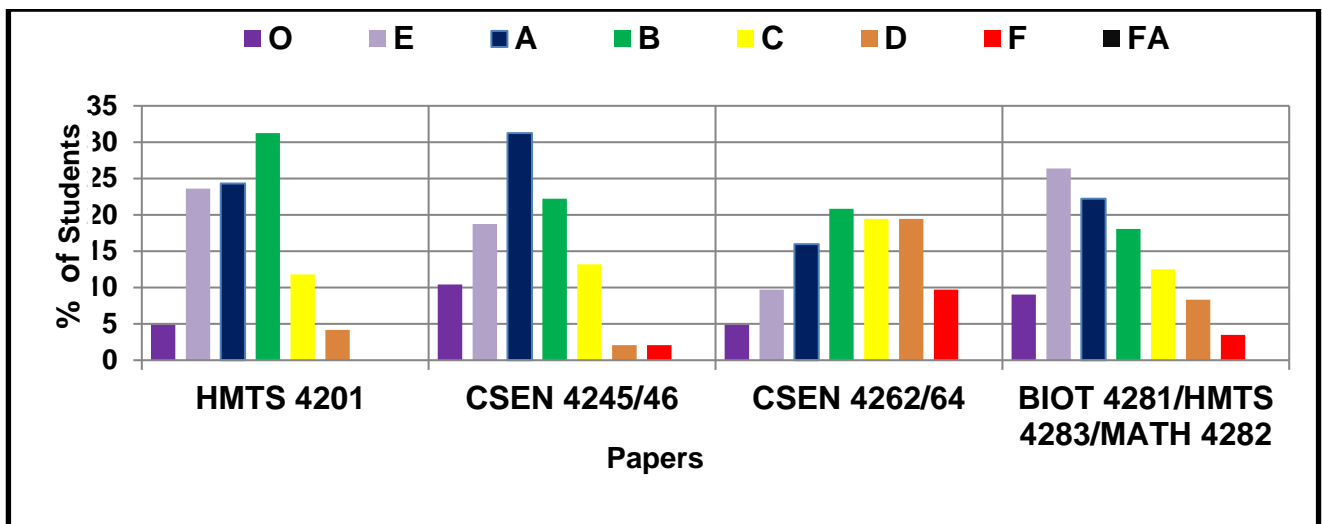
*APPROVED in 14th ACADEMIC COUNCIL MEETING
ON 09-JUL-2018.*

Principal
Heritage Institute of Technology
Controller of Examinations
Heritage Institute of Technology

RESULT ANALYSIS (B.TECH/ THEORY & LAB PAPERS)
4TH YEAR, EVEN SEM-2018

Computer Science & Engineering
No. of students =144

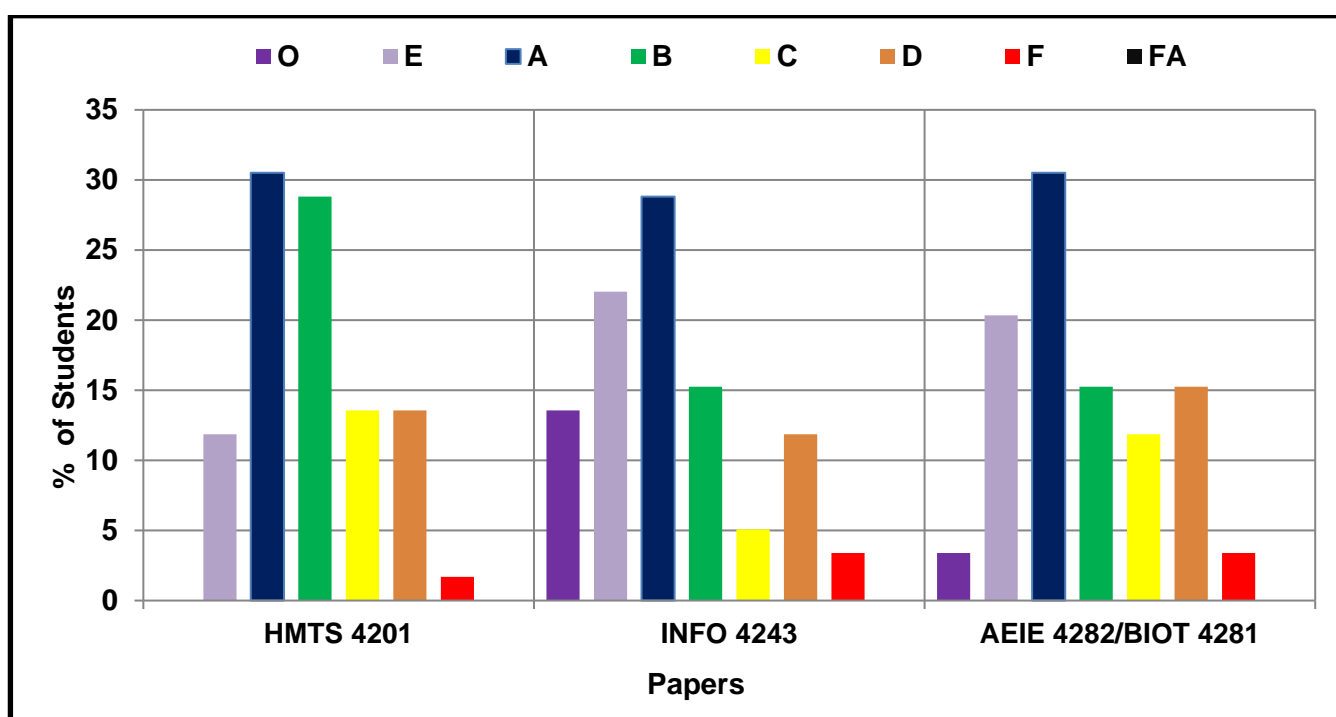
Paper Code & Percentage	O (>= 90)	E (80-89)	A (70-79)	B (60-69)	C (50-59)	D (40-49)	F (<40)	FA
HMTS 4201	7	34	35	45	17	6	0	0
(%)	4.86	23.61	24.31	31.25	11.81	4.17	0.00	0.00
CSEN 4245/46	15	27	45	32	19	3	3	0
(%)	10.42	18.75	31.25	22.22	13.19	2.08	2.08	0.00
CSEN 4262/64	7	14	23	30	28	28	14	0
(%)	4.86	9.72	15.97	20.83	19.44	19.44	9.72	0.00
BIOT 4281/HMTS 4283/MATH 4282	13	38	32	26	18	12	5	0
(%)	9.03	26.39	22.22	18.06	12.50	8.33	3.47	0.00



LAB PAPER								
Paper Code & Percentage	O (>= 90)	E (80-89)	A (70-79)	B (60-69)	C (50-59)	D (40-49)	F (<40)	FA
CSEN 4272 / 4274	23	30	27	22	20	22	0	0
(%)	15.97	20.83	18.75	15.28	13.89	15.28	0.00	0.00
CSEN 4231	25	47	44	27	1	0	0	0
(%)	17.36	32.64	30.56	18.75	0.69	0.00	0.00	0.00
CSEN 4291	12	86	39	7	0	0	0	0
(%)	8.33	59.72	27.08	4.86	0.00	0.00	0.00	0.00

Information Technology
No. of students =59

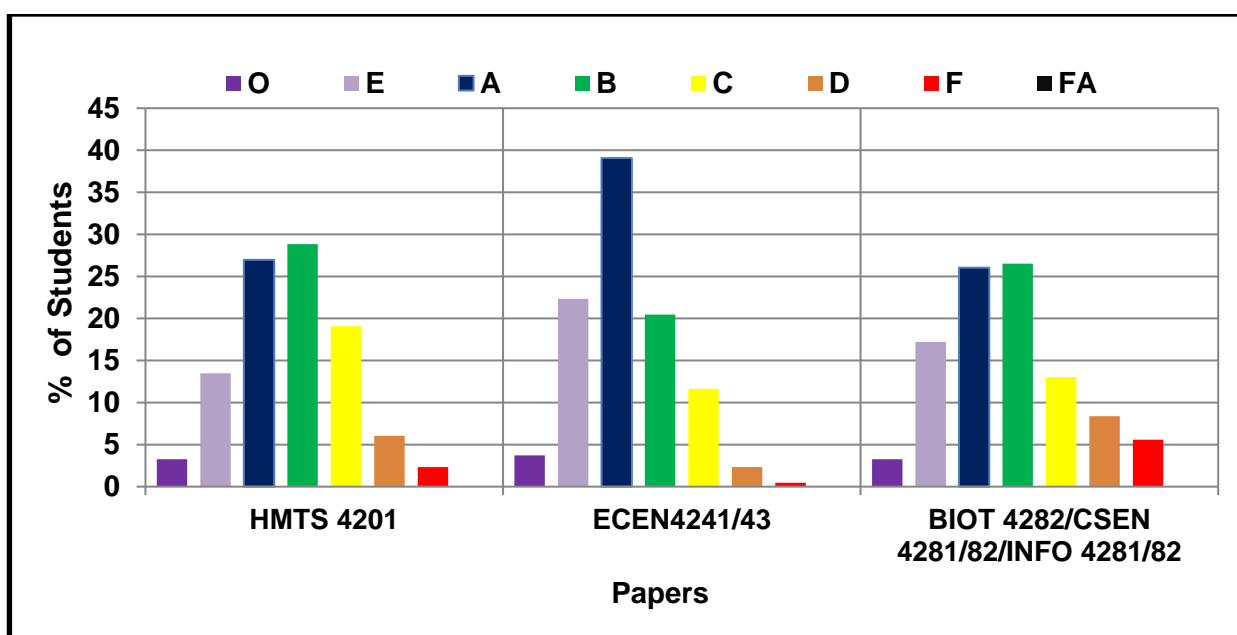
Paper Code & Percentage	O (>= 90)	E (80-89)	A (70-79)	B (60-69)	C (50-59)	D (40-49)	F (<40)	FA
HMTS 4201	0	7	18	17	8	8	1	0
(%)	0.00	11.86	30.51	28.81	13.56	13.56	1.69	0.00
INFO 4243	8	13	17	9	3	7	2	0
(%)	13.56	22.03	28.81	15.25	5.08	11.86	3.39	0.00
AEIE 4282 / BIOT 4281	2	12	18	9	7	9	2	0
(%)	3.39	20.34	30.51	15.25	11.86	15.25	3.39	0.00



LAB PAPER								
Paper Code & Percentage	O (>= 90)	E (80-89)	A (70-79)	B (60-69)	C (50-59)	D (40-49)	F (<40)	FA
INFO 4231	6	15	17	11	8	2	0	0
(%)	10.17	25.42	28.81	18.64	13.56	3.39	0.00	0.00
INFO 4291	13	18	8	7	4	8	0	1
(%)	22.03	30.51	13.56	11.86	6.78	13.56	0.00	1.69

Electronics & Communication Engineering
No. of students = 215

Paper Code & Percentage	O (≥ 90)	E (80-89)	A (70-79)	B (60-69)	C (50-59)	D (40-49)	F (<40)	FA
HMTS 4201	7	29	58	62	41	13	5	0
(%)	3.26	13.49	26.98	28.84	19.07	6.05	2.33	0.00
ECEN 4241/43	8	48	84	44	25	5	1	0
(%)	3.72	22.33	39.07	20.47	11.63	2.33	0.47	0.00
BIOT 4282/ CSEN 4281/82/ INFO 4281/82	7	37	56	57	28	18	12	0
(%)	3.26	17.21	26.05	26.51	13.02	8.37	5.58	0.00

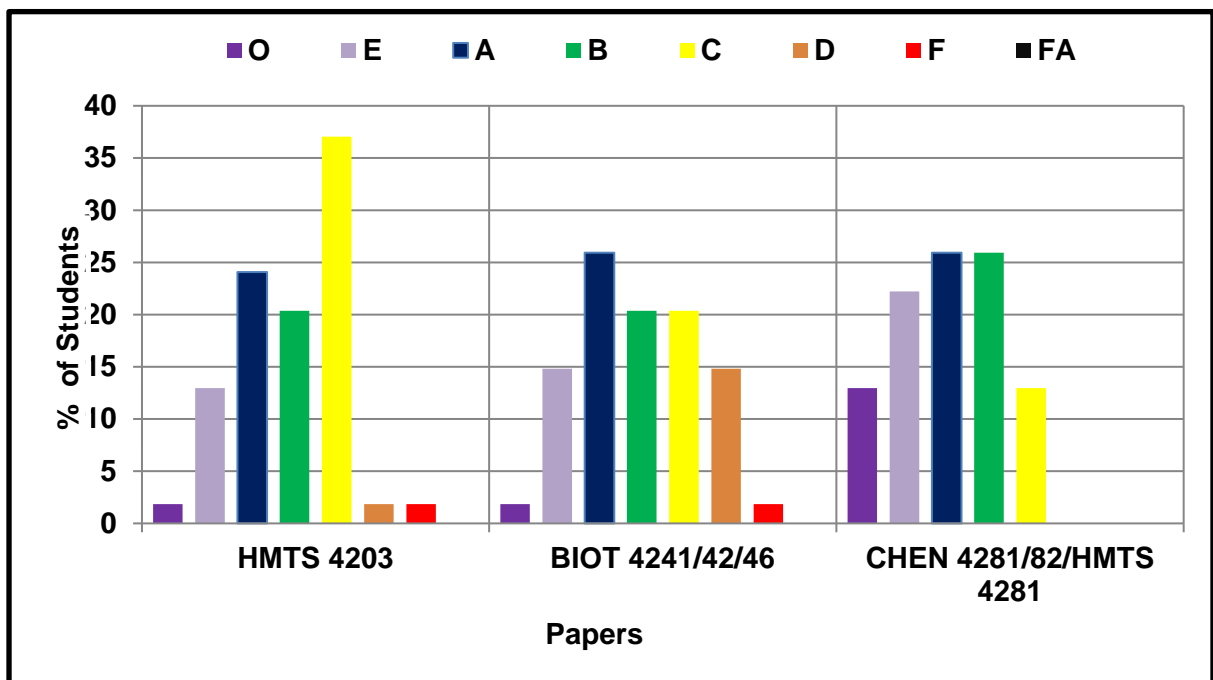


LAB PAPER								
Paper Code & Percentage	O (≥ 90)	E (80-89)	A (70-79)	B (60-69)	C (50-59)	D (40-49)	F (<40)	FA
ECEN 4231	34	61	47	47	26	0	0	0
(%)	15.81	28.37	21.86	21.86	12.09	0.00	0.00	0.00
ECEN 4291	150	54	11	0	0	0	0	0
(%)	69.77	25.12	5.12	0.00	0.00	0.00	0.00	0.00

Biotechnology

No. of students = 54

Paper Code & Percentage	O (>= 90)	E (80-89)	A (70-79)	B (60-69)	C (50-59)	D (40-49)	F (<40)	FA
HMTS 4203	1	7	13	11	20	1	1	0
(%)	1.85	12.96	24.07	20.37	37.04	1.85	1.85	0.00
BIOT 4241/42/46	1	8	14	11	11	8	1	0
(%)	1.85	14.81	25.93	20.37	20.37	14.81	1.85	0.00
CHEN 4281/82/HMTS 4281	7	12	14	14	7	0	0	0
(%)	12.96	22.22	25.93	25.93	12.96	0.00	0.00	0.00

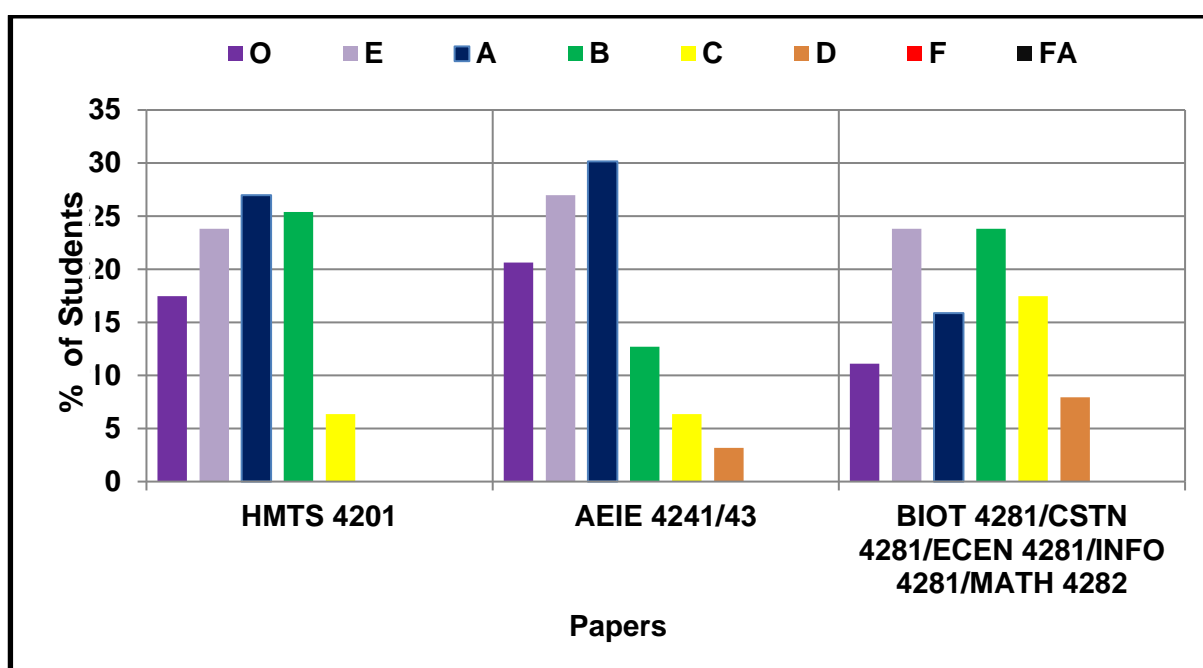


LAB PAPER								
Paper Code & Percentage	O (>= 90)	E (80-89)	A (70-79)	B (60-69)	C (50-59)	D (40-49)	F (<40)	FA
BIOT 4231	8	11	6	17	12	0	0	0
(%)	14.81	20.37	11.11	31.48	22.22	0.00	0.00	0.00
BIOT 4291	33	14	4	3	0	0	0	0
(%)	61.11	25.93	7.41	5.56	0.00	0.00	0.00	0.00

Applied Electronics & Instrumentation Engineering

No. of students = 63

Paper Code & Percentage	O (≥ 90)	E (80-89)	A (70-79)	B (60-69)	C (50-59)	D (40-49)	F (<40)	FA
HMTS 4201	11	15	17	16	4	0	0	0
(%)	17.46	23.81	26.98	25.40	6.35	0.00	0.00	0.00
AEIE 4241/43	13	17	19	8	4	2	0	0
(%)	20.63	26.98	30.16	12.70	6.35	3.17	0.00	0.00
BIOT 4281/CSEN 4281/ECEN 4281/INFO 4281/MATH 4282	7	15	10	15	11	5	0	0
(%)	11.11	23.81	15.87	23.81	17.46	7.94	0.00	0.00

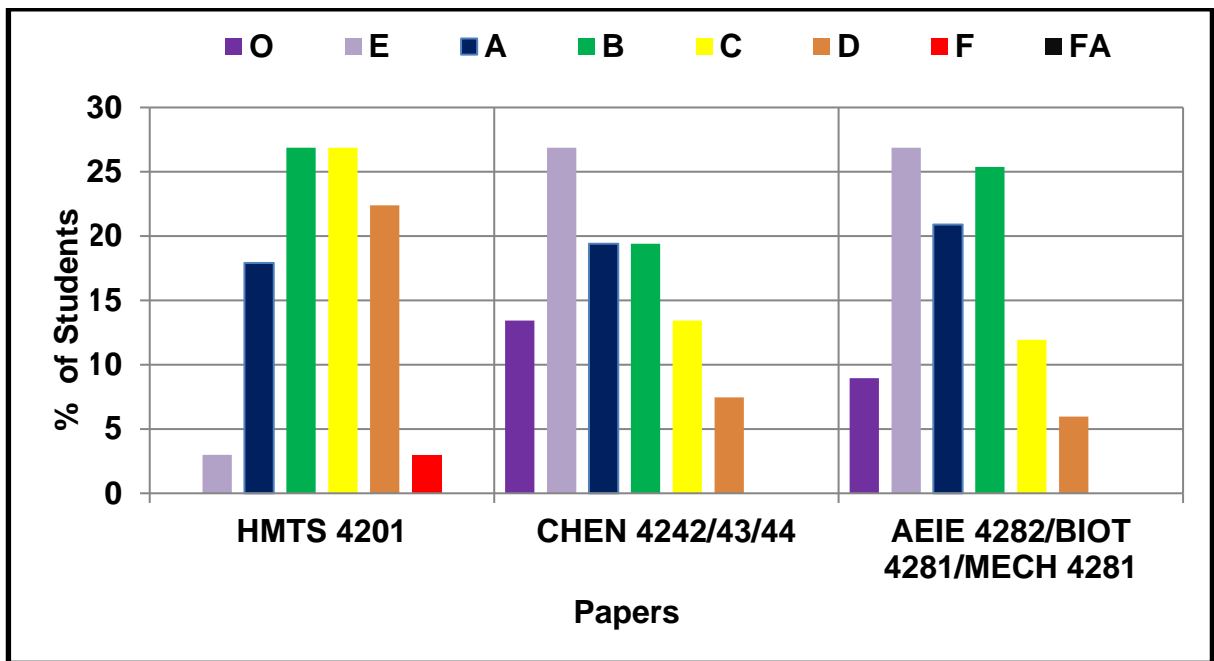


LAB PAPER								
Paper Code & Percentage	O (≥ 90)	E (80-89)	A (70-79)	B (60-69)	C (50-59)	D (40-49)	F (<40)	FA
AEIE 4231	21	25	17	0	0	0	0	0
(%)	33.33	39.68	26.98	0.00	0.00	0.00	0.00	0.00
AEIE 4232	44	18	1	0	0	0	0	0
(%)	69.84	28.57	1.59	0.00	0.00	0.00	0.00	0.00
AEIE 4291	24	39	0	0	0	0	0	0
(%)	38.10	61.90	0.00	0.00	0.00	0.00	0.00	0.00

Chemical Engineering

No. of students =67

Paper Code & Percentage	O (≥ 90)	E (80-89)	A (70-79)	B (60-69)	C (50-59)	D (40-49)	F (<40)	FA
HMTS 4201	0	2	12	18	18	15	2	0
(%)	0.00	2.99	17.91	26.87	26.87	22.39	2.99	0.00
CHEN 4242/43/44	9	18	13	13	9	5	0	0
(%)	13.43	26.87	19.40	19.40	13.43	7.46	0.00	0.00
AEIE 4282/BIOT 4281/MECH 4281	6	18	14	17	8	4	0	0
(%)	8.96	26.87	20.90	25.37	11.94	5.97	0.00	0.00

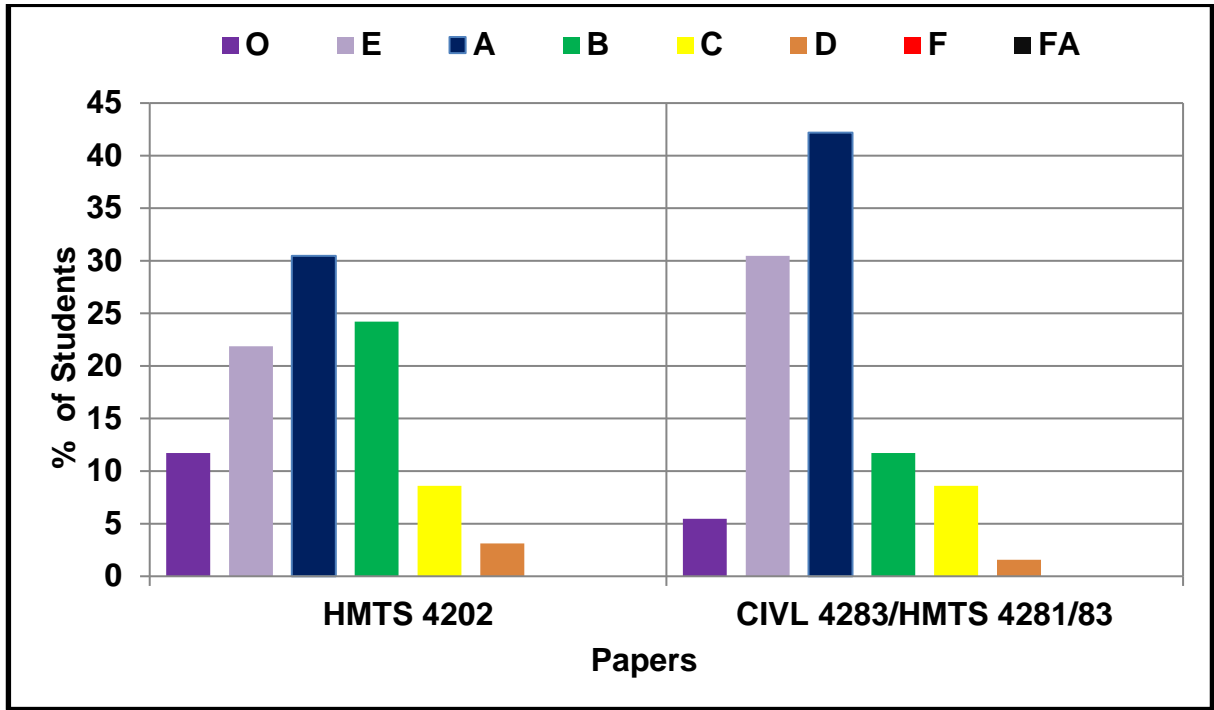


LAB PAPER								
Paper Code & Percentage	O (≥ 90)	E (80-89)	A (70-79)	B (60-69)	C (50-59)	D (40-49)	F (<40)	FA
CHEN 4221	11	22	23	8	2	1	0	0
(%)	16.42	32.84	34.33	11.94	2.99	1.49	0.00	0.00
CHEN 4231	7	11	20	19	10	0	0	0
(%)	10.45	16.42	29.85	28.36	14.93	0.00	0.00	0.00
CHEN 4291	16	27	10	12	2	0	0	0
(%)	23.88	40.30	14.93	17.91	2.99	0.00	0.00	0.00

Mechanical Engineering

No. of students = 128

Paper Code & Percentage	O (≥ 90)	E (80-89)	A (70-79)	B (60-69)	C (50-59)	D (40-49)	F (<40)	FA
HMTS 4202	15	28	39	31	11	4	0	0
(%)	11.72	21.88	30.47	24.22	8.59	3.13	0.00	0.00
CIVL 4283/ HMTS 4281/83	7	39	54	15	11	2	0	0
(%)	5.47	30.47	42.19	11.72	8.59	1.56	0.00	0.00

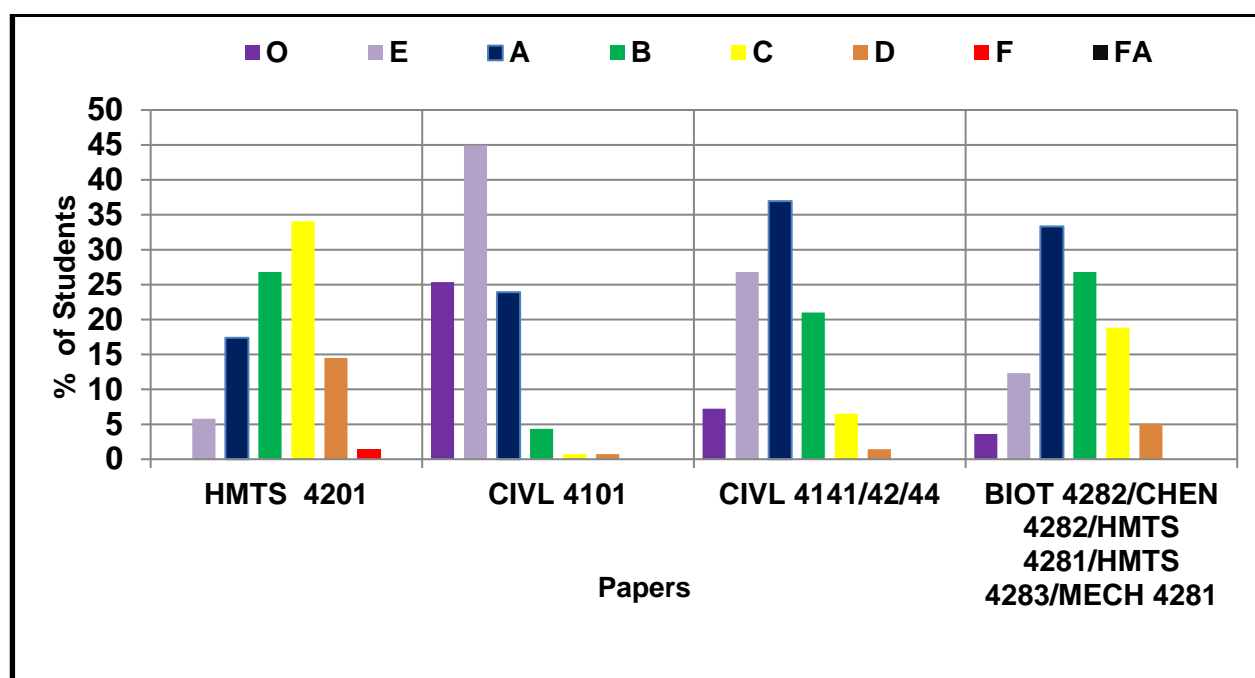


LAB PAPER								
Paper Code & Percentage	O (≥ 90)	E (80-89)	A (70-79)	B (60-69)	C (50-59)	D (40-49)	F (<40)	FA
MECH 4211	6	22	37	31	15	17	0	0
(%)	4.69	17.19	28.91	24.22	11.72	13.28	0.00	0.00
MECH 4221	15	53	25	22	11	2	0	0
(%)	11.72	41.41	19.53	17.19	8.59	1.56	0.00	0.00
MECH 4231	13	46	43	24	2	0	0	0
(%)	10.16	35.94	33.59	18.75	1.56	0.00	0.00	0.00
MECH 4291	60	50	14	3	1	0	0	0
(%)	46.51	38.76	10.85	2.33	0.78	0.00	0.00	0.00

Civil Engineering

No. of students =138

Paper Code & Percentage	O (≥ 90)	E (80-89)	A (70-79)	B (60-69)	C (50-59)	D (40-49)	F (<40)	FA
HMTS 4201	0	8	24	37	47	20	2	0
(%)	0.00	5.80	17.39	26.81	34.06	14.49	1.45	0.00
CIVL 4101	35	62	33	6	1	1	0	0
(%)	25.36	44.93	23.91	4.35	0.72	0.72	0.00	0.00
CIVL 4141/42/44	10	37	51	29	9	2	0	0
(%)	7.25	26.81	36.96	21.01	6.52	1.45	0.00	0.00
BIOT 4282/CHEN 4282/HMTS 4281/ HMTS 4283/MECH 4281	5	17	46	37	26	7	0	0
(%)	3.62	12.32	33.33	26.81	18.84	5.07	0.00	0.00



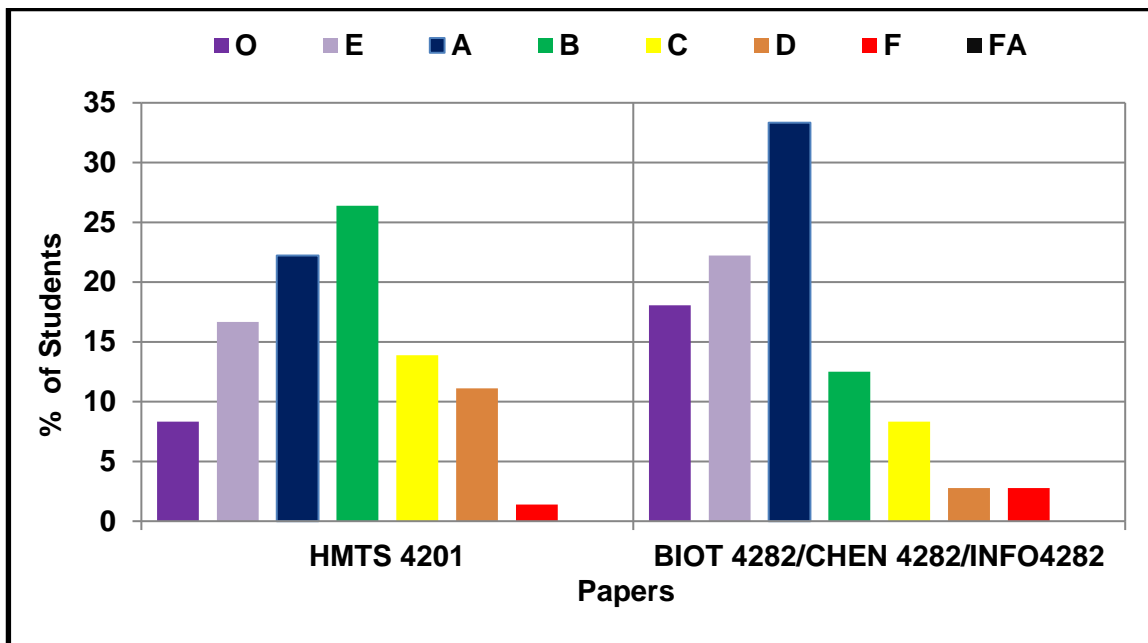
LAB PAPER

Paper Code & Percentage	O (≥ 90)	E (80-89)	A (70-79)	B (60-69)	C (50-59)	D (40-49)	F (<40)	FA
CIVL 4231	29	32	22	20	20	14	0	1
(%)	21.01	23.19	15.94	14.49	14.49	10.14	0.00	0.72
CIVL 4291	31	45	29	26	4	2	0	1
(%)	22.46	32.61	21.01	18.84	2.90	1.45	0.00	0.72

Electrical Engineering

No. of students =72

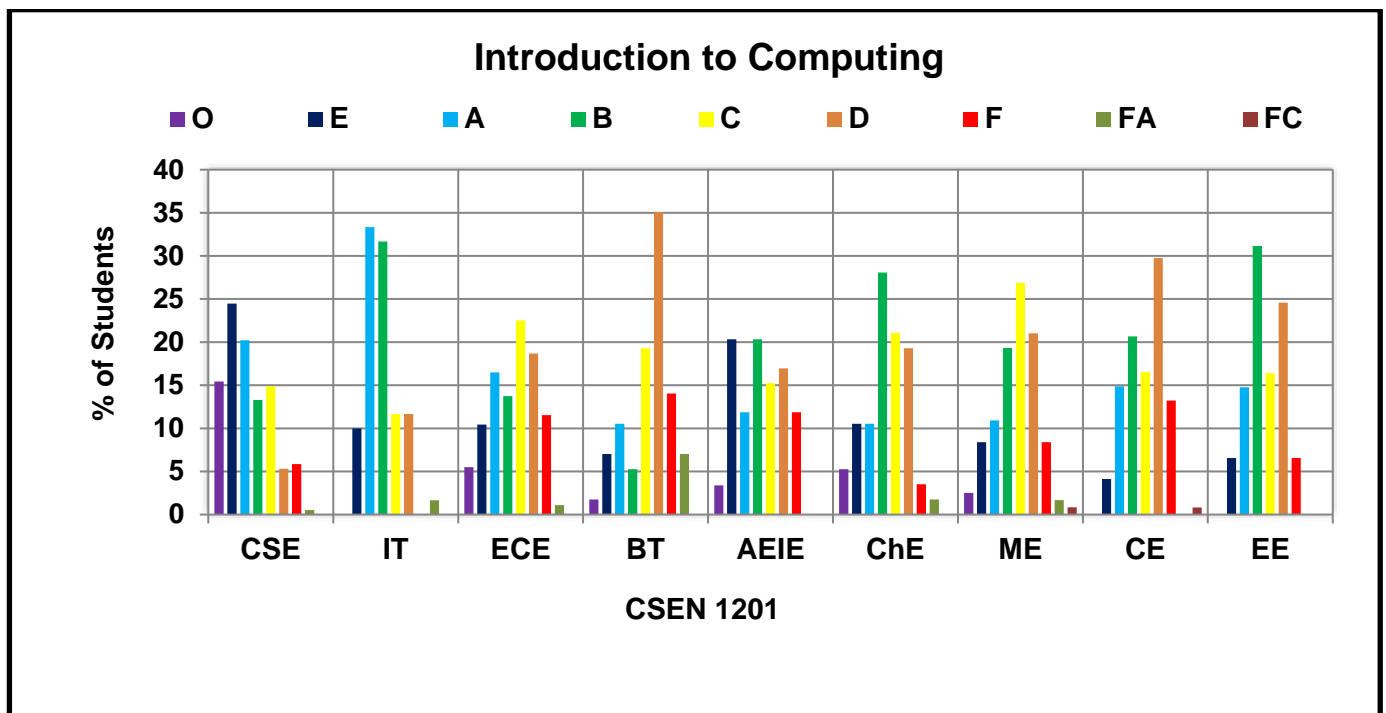
Paper Code & Percentage	O (>= 90)	E (80-89)	A (70-79)	B (60-69)	C (50-59)	D (40-49)	F (<40)	FA
HMTS 4201	6	12	16	19	10	8	1	0
(%)	8.33	16.67	22.22	26.39	13.89	11.11	1.39	0.00
BIOT 4282/CHEN 4282/INFO 4282	13	16	24	9	6	2	2	0
(%)	18.06	22.22	33.33	12.50	8.33	2.78	2.78	0.00



LAB PAPER								
Paper Code & Percentage	O (>= 90)	E (80-89)	A (70-79)	B (60-69)	C (50-59)	D (40-49)	F (<40)	FA
ELEC 4032	9	25	37	1	0	0	0	0
(%)	12.50	34.72	51.39	1.39	0.00	0.00	0.00	0.00
ELEC 4221	27	39	5	0	0	1	0	0
(%)	37.50	54.17	6.94	0.00	0.00	1.39	0.00	0.00
ELEC 4231	8	29	31	4	0	0	0	0
(%)	11.11	40.28	43.06	5.56	0.00	0.00	0.00	0.00
ELEC 4291	29	27	16	0	0	0	0	0
(%)	40.28	37.50	22.22	0.00	0.00	0.00	0.00	0.00

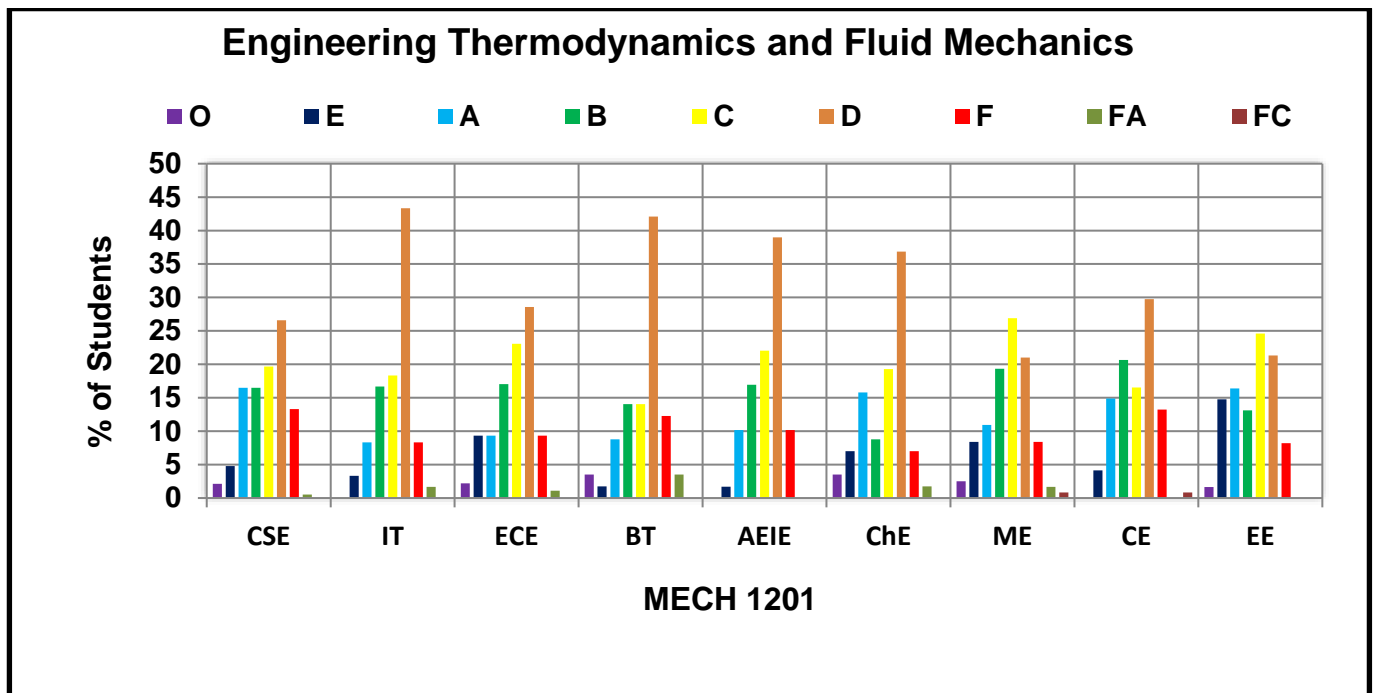
Result Analysis - Even Sem, 2018 1st Year- B.Tech (Theory)

INTRODUCTION TO COMPUTING										
CSEN 1201										
Letter Grade	CSE	IT	ECE	BT	AEIE	ChE	ME	CE	EE	Total
O (>89)	29	0	10	1	2	3	0	1	0	46
(%)	15.43	0.00	5.49	1.75	3.39	5.26	0.00	0.83	0.00	5.09
E (80-89)	46	6	19	4	12	6	5	9	4	111
(%)	24.47	10.00	10.44	7.02	20.34	10.53	4.20	7.44	6.56	12.28
A (70-79)	38	20	30	6	7	6	11	10	9	137
(%)	20.21	33.33	16.48	10.53	11.86	10.53	9.24	8.26	14.75	15.15
B (60-69)	25	19	25	3	12	16	13	27	19	159
(%)	13.30	31.67	13.74	5.26	20.34	28.07	10.92	22.31	31.15	17.59
C (50-59)	28	7	41	11	9	12	24	25	10	167
(%)	14.89	11.67	22.53	19.30	15.25	21.05	20.17	20.66	16.39	18.47
D (40-49)	10	7	34	20	10	11	42	36	15	185
(%)	5.32	11.67	18.68	35.09	16.95	19.30	35.29	29.75	24.59	20.46
F (<40)	11	0	21	8	7	2	22	13	4	88
(%)	5.85	0.00	11.54	14.04	11.86	3.51	18.49	10.74	6.56	9.73
FA	1	1	2	4	0	1	2	0	0	11
(%)	0.53	1.67	1.10	7.02	0.00	1.75	1.68	0.00	0.00	1.22
Total Students	188	60	182	57	59	57	119	121	61	904



ENGINEERING THERMODYNAMICS AND FLUID MECHANICS MECH 1201

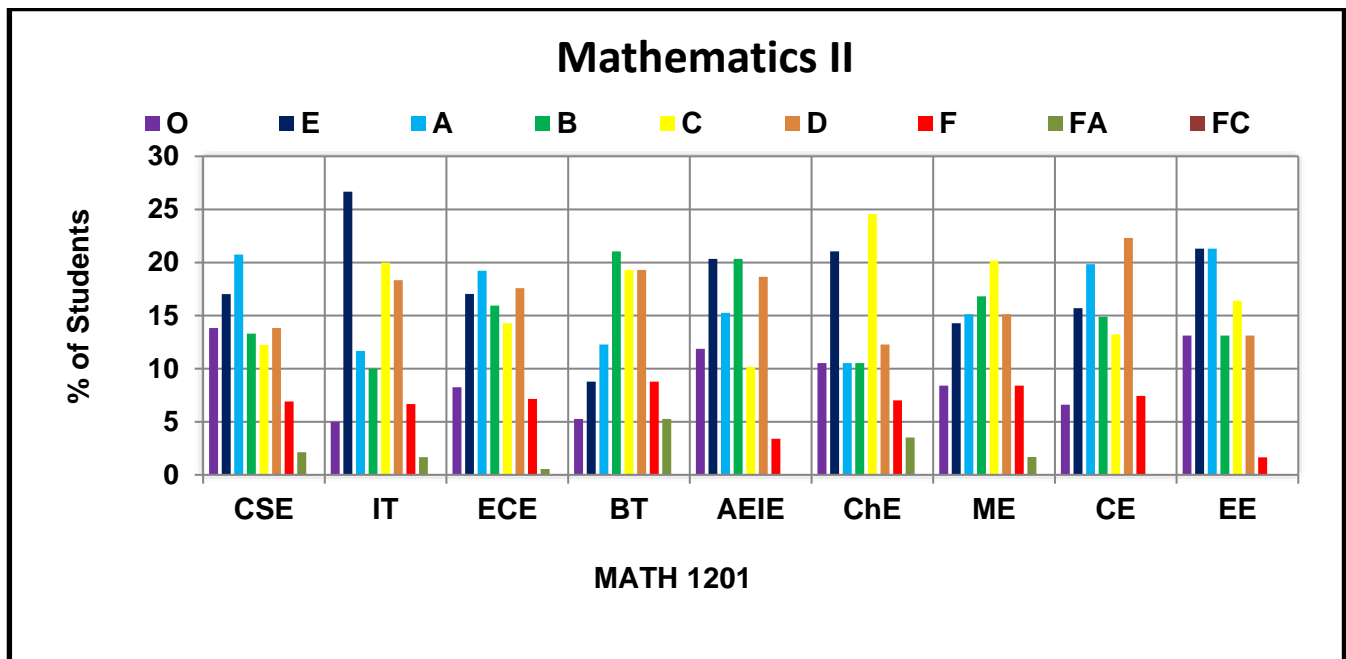
Letter Grade	CSE	IT	ECE	BT	AEIE	ChE	ME	CE	EE	Total
O (>89)	4	0	4	2	0	2	3	0	1	16
(%)	2.13	0.00	2.20	3.51	0.00	3.51	2.52	0.00	1.64	1.77
E (80-89)	9	2	17	1	1	4	10	5	9	58
(%)	4.79	3.33	9.34	1.75	1.69	7.02	8.40	4.13	14.75	6.42
A (70-79)	31	5	17	5	6	9	13	18	10	114
(%)	16.49	8.33	9.34	8.77	10.17	15.79	10.92	14.88	16.39	12.61
B (60-69)	31	10	31	8	10	5	23	25	8	151
(%)	16.49	16.67	17.03	14.04	16.95	8.77	19.33	20.66	13.11	16.70
C (50-59)	37	11	42	8	13	11	32	20	15	189
(%)	19.68	18.33	23.08	14.04	22.03	19.30	26.89	16.53	24.59	20.91
D (40-49)	50	26	52	24	23	21	25	36	13	270
(%)	26.60	43.33	28.57	42.11	38.98	36.84	21.01	29.75	21.31	29.87
F (<40)	25	5	17	7	6	4	10	16	5	95
(%)	13.30	8.33	9.34	12.28	10.17	7.02	8.40	13.22	8.20	10.51
FA	1	1	2	2	0	1	2	0	0	9
(%)	0.53	1.67	1.10	3.51	0.00	1.75	1.68	0.00	0.00	1.00
FC	0	0	0	0	0	0	1	1	0	2
(%)	0.00	0.00	0.00	0.00	0.00	0.00	0.84	0.83	0.00	0.22
Total Students	188	60	182	57	59	57	119	121	61	904



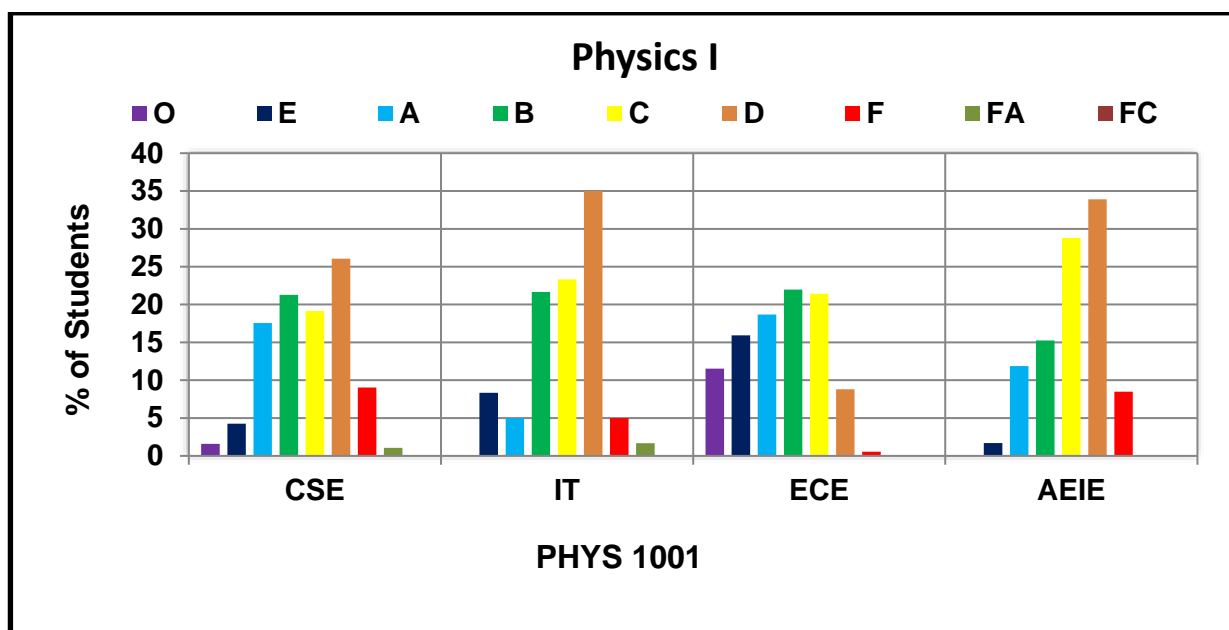
MATHEMATICS II

MATH 1201

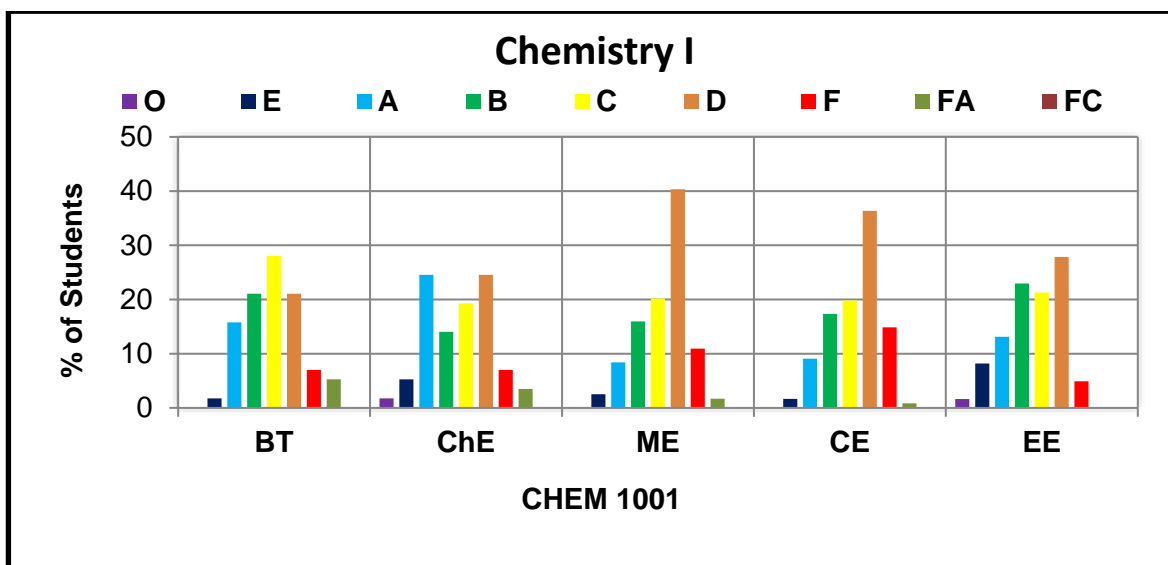
Letter Grade	CSE	IT	ECE	BT	AEIE	ChE	ME	CE	EE	Total
O (>89)	26	3	15	3	7	6	10	8	8	86
(%)	13.83	5.00	8.24	5.26	11.86	10.53	8.40	6.61	13.11	9.51
E (80-89)	32	16	31	5	12	12	17	19	13	157
(%)	17.02	26.67	17.03	8.77	20.34	21.05	14.29	15.70	21.31	17.37
A (70-79)	39	7	35	7	9	6	18	24	13	158
(%)	20.74	11.67	19.23	12.28	15.25	10.53	15.13	19.83	21.31	17.48
B (60-69)	25	6	29	12	12	6	20	18	8	136
(%)	13.30	10.00	15.93	21.05	20.34	10.53	16.81	14.88	13.11	15.04
C (50-59)	23	12	26	11	6	14	24	16	10	142
(%)	12.23	20.00	14.29	19.30	10.17	24.56	20.17	13.22	16.39	15.71
D (40-49)	26	11	32	11	11	7	18	27	8	151
(%)	13.83	18.33	17.58	19.30	18.64	12.28	15.13	22.31	13.11	16.70
F (<40)	13	4	13	5	2	4	10	9	1	61
(%)	6.91	6.67	7.14	8.77	3.39	7.02	8.40	7.44	1.64	6.75
FA	4	1	1	3	0	2	2	0	0	13
(%)	2.13	1.67	0.55	5.26	0.00	3.51	1.68	0.00	0.00	1.44
FC	0	0	0	0	0	0	0	0	0	0
(%)	0.00	0.00	0.00	0.00	0.00	0.00	0.00	0.00	0.00	0.00
Total Students	188	60	182	57	59	57	119	121	61	904



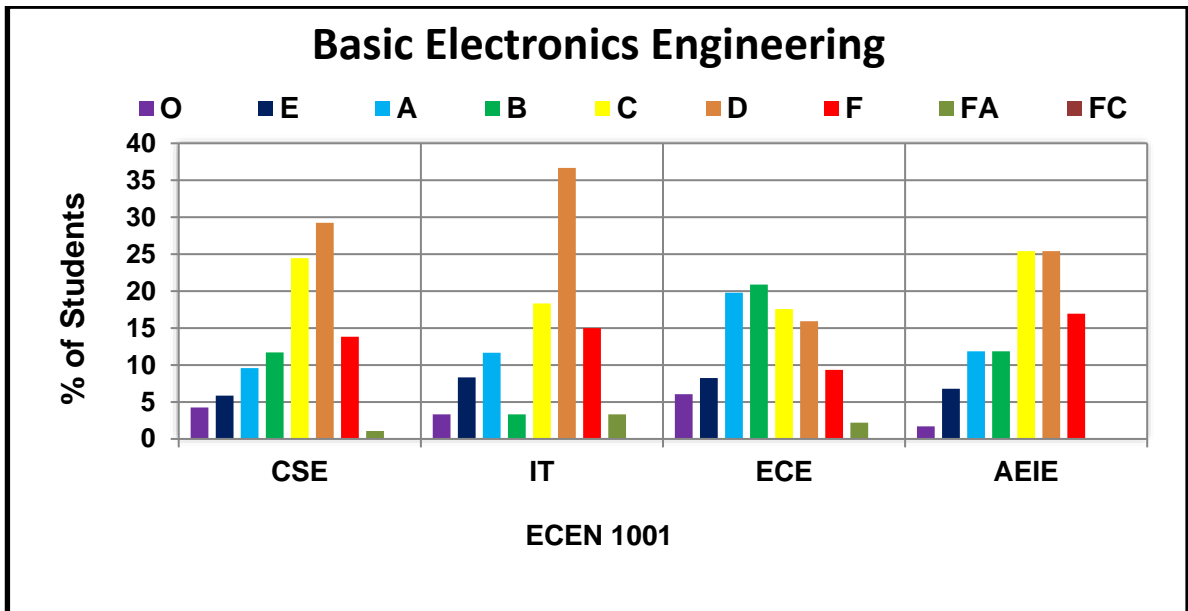
PHYSICS I PHYS 1001					
Letter Grade	CSE	IT	ECE	AEIE	Total
O (>89)	3	0	2	0	5
(%)	1.60	0.00	1.10	0.00	1.02
E (80-89)	8	5	21	1	35
(%)	4.26	8.33	11.54	1.69	7.16
A (70-79)	33	3	29	7	72
(%)	17.55	5.00	15.93	11.86	14.72
B (60-69)	40	13	34	9	96
(%)	21.28	21.67	18.68	15.25	19.63
C (50-59)	36	14	40	17	107
(%)	19.15	23.33	21.98	28.81	21.88
D (40-49)	49	21	39	20	129
(%)	26.06	35.00	21.43	33.90	26.38
F (<40)	17	3	16	5	41
(%)	9.04	5.00	8.79	8.47	8.38
FA	2	1	1	0	4
(%)	1.06	1.67	0.55	0.00	0.82
FC	0	0	0	0	0
(%)	0.00	0.00	0.00	0.00	0.00
Total Students	188	60	182	59	489



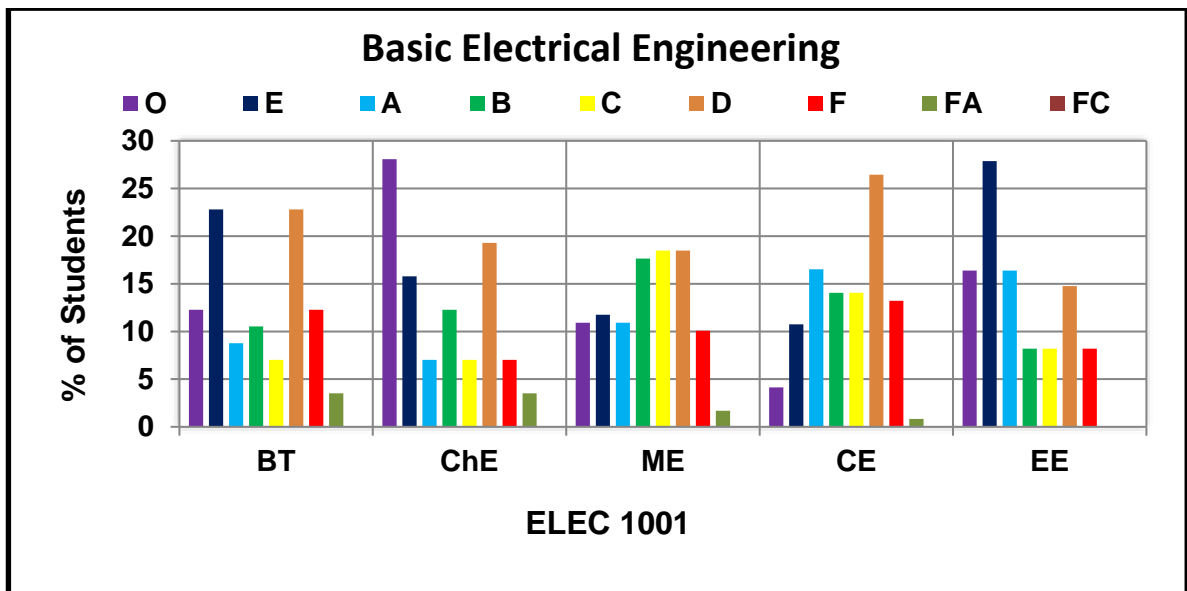
CHEMISTRY I CHEM 1001						
Letter Grade	BT	ChE	ME	CE	EE	Total
O (>89)	0	1	0	0	1	2
(%)	0.00	1.75	0.00	0.00	1.64	0.48
E (80-89)	1	3	3	2	5	14
(%)	1.75	5.26	2.52	1.65	8.20	3.37
A (70-79)	9	14	10	11	8	52
(%)	15.79	24.56	8.40	9.09	13.11	12.53
B (60-69)	12	8	19	21	14	74
(%)	21.05	14.04	15.97	17.36	22.95	17.83
C (50-59)	16	11	24	24	13	88
(%)	28.07	19.30	20.17	19.83	21.31	21.20
D (40-49)	12	14	48	44	17	135
(%)	21.05	24.56	40.34	36.36	27.87	32.53
F (<40)	4	4	13	18	3	42
(%)	7.02	7.02	10.92	14.88	4.92	10.12
FA	3	2	2	1	0	8
(%)	5.26	3.51	1.68	0.83	0.00	1.93
FC	0	0	0	0	0	0
(%)	0.00	0.00	0.00	0.00	0.00	0.00
Total Students	57	57	119	121	61	415



BASIC ELECTRONICS ENGINEERING					
ECEN 1001					
Letter Grade	CSE	IT	ECE	AEIE	Total
O (>89)	8	2	11	1	22
(%)	4.26	3.33	6.04	1.69	4.50
E (80-89)	11	5	15	4	35
(%)	5.85	8.33	8.24	6.78	7.16
A (70-79)	18	7	36	7	68
(%)	9.57	11.67	19.78	11.86	13.91
B (60-69)	22	2	38	7	69
(%)	11.70	3.33	20.88	11.86	14.11
C (50-59)	46	11	32	15	104
(%)	24.47	18.33	17.58	25.42	21.27
D (40-49)	55	22	29	15	121
(%)	29.26	36.67	15.93	25.42	24.74
F (<40)	26	9	17	10	62
(%)	13.83	15.00	9.34	16.95	12.68
FA	2	2	4	0	8
(%)	1.06	3.33	2.20	0.00	1.64
FC	0	0	0	0	0
(%)	0.00	0.00	0.00	0.00	0.00
Total Students	188	60	182	59	489



BASIC ELECTRICAL ENGINEERING						
ELEC 1001						
Letter Grade	BT	ChE	ME	CE	EE	Total
O (>89)	7	16	13	5	10	51
(%)	12.28	28.07	10.92	4.13	16.39	12.29
E (80-89)	13	9	14	13	17	66
(%)	22.81	15.79	11.76	10.74	27.87	15.90
A (70-79)	5	4	13	20	10	52
(%)	8.77	7.02	10.92	16.53	16.39	12.53
B (60-69)	6	7	21	17	5	56
(%)	10.53	12.28	17.65	14.05	8.20	13.49
C (50-59)	4	4	22	17	5	52
(%)	7.02	7.02	18.49	14.05	8.20	12.53
D (40-49)	13	11	22	32	9	87
(%)	22.81	19.30	18.49	26.45	14.75	20.96
F (<40)	7	4	12	16	5	44
(%)	12.28	7.02	10.08	13.22	8.20	10.60
FA	2	2	2	1	0	7
(%)	3.51	3.51	1.68	0.83	0.00	1.69
FC	0	0	0	0	0	0
(%)	0.00	0.00	0.00	0.00	0.00	0.00
Total Students	57	57	119	121	61	415



Result Analysis - Even Sem, 2018

1st Year- B.Tech (Lab)

INTRODUCTION TO COMPUTING LAB										
CSEN 1211										
Letter Grade	CSE	IT	ECE	BT	AEIE	ChE	ME	CE	EE	Total
O (>89)	41	20	41	5	10	13	9	12	21	172
(%)	21.81	33.33	22.53	8.77	16.95	22.81	7.56	9.92	34.43	19.03
E (80-89)	35	11	64	3	8	19	15	25	11	191
(%)	18.62	18.33	35.16	5.26	13.56	33.33	12.61	20.66	18.03	21.13
A (70-79)	35	16	47	10	5	9	8	21	12	163
(%)	18.62	26.67	25.82	17.54	8.47	15.79	6.72	17.36	19.67	18.03
B (60-69)	36	8	18	11	12	8	16	18	13	140
(%)	19.15	13.33	9.89	19.30	20.34	14.04	13.45	14.88	21.31	15.49
C (50-59)	26	3	9	15	15	7	22	26	4	127
(%)	13.83	5.00	4.95	26.32	25.42	12.28	18.49	21.49	6.56	14.05
D (40-49)	9	1	3	8	9	0	45	17	0	92
(%)	4.79	1.67	1.65	14.04	15.25	0.00	37.82	14.05	0.00	10.18
F (<40)	6	1	0	5	0	1	4	2	0	19
(%)	3.19	1.67	0.00	8.77	0.00	1.75	3.36	1.65	0.00	2.10
FA	0	0	0	0	0	0	0	0	0	0
(%)	0.00	0.00	0.00	0.00	0.00	0.00	0.00	0.00	0.00	0.00
Total Students	188	60	182	57	59	57	119	121	61	904

PHYSICS I LAB					
PHYS 1011					
Letter Grade	CSE	IT	ECE	AEIE	Total
O (>89)	56	5	48	13	122
(%)	29.79	8.33	26.37	22.03	24.95
E (80-89)	79	16	76	24	195
(%)	42.02	26.67	41.76	40.68	39.88
A (70-79)	30	24	38	18	110
(%)	15.96	40.00	20.88	30.51	22.49
B (60-69)	11	5	14	4	34
(%)	5.85	8.33	7.69	6.78	6.95
C (50-59)	6	6	2	0	14
(%)	3.19	10.00	1.10	0.00	2.86
D (40-49)	2	2	1	0	5
(%)	1.06	3.33	0.55	0.00	1.02
F (<40)	4	2	3	0	9
(%)	2.13	3.33	1.65	0.00	1.84
FA	0	0	0	0	0
(%)	0.00	0.00	0.00	0.00	0.00
Total Students	188	60	182	59	489

Chemistry I Lab CHEM 1011						
Letter Grade	BT	CHE	ME	CE	EE	Total
O (>89)	32	28	37	33	33	163
(%)	56.14	49.12	31.09	27.27	54.10	39.28
E (80-89)	8	21	56	43	23	151
(%)	14.04	36.84	47.06	35.54	37.70	36.39
A (70-79)	8	6	19	33	4	70
(%)	14.04	10.53	15.97	27.27	6.56	16.87
B (60-69)	2	2	4	6	1	15
(%)	3.51	3.51	3.36	4.96	1.64	3.61
C (50-59)	3	0	2	2	0	7
(%)	5.26	0.00	1.68	1.65	0.00	1.69
D (40-49)	0	0	0	1	0	1
(%)	0.00	0.00	0.00	0.83	0.00	0.24
F (<40)	3	0	1	3	0	7
(%)	5.26	0.00	0.84	2.48	0.00	1.69
FA	1	0	0	0	0	1
(%)	1.75	0.00	0.00	0.00	0.00	0.24
Total Students	57	57	119	121	61	415

BASIC ELECTRONICS ENGINEERING LAB ECEN 1011					
Letter Grade	CSE	IT	ECE	AEIE	Total
O (>89)	74	9	58	28	169
(%)	39.36	15.00	31.87	47.46	34.56
E (80-89)	51	19	64	18	152
(%)	27.13	31.67	35.16	30.51	31.08
A (70-79)	41	10	42	9	102
(%)	21.81	16.67	23.08	15.25	20.86
B (60-69)	15	13	8	3	39
(%)	7.98	21.67	4.40	5.08	7.98
C (50-59)	4	7	7	1	19
(%)	2.13	11.67	3.85	1.69	3.89
D (40-49)	1	0	0	0	1
(%)	0.53	0.00	0.00	0.00	0.20
F (<40)	2	2	3	0	7
(%)	1.06	3.33	1.65	0.00	1.43
FA	0	0	0	0	0
(%)	0.00	0.00	0.00	0.00	0.00
Total Students	188	60	182	59	489

BASIC ELECTRICAL ENGINEERING LAB						
ELEC 1011						
Letter Grade	BT	CHE	ME	CE	EE	Total
O (>89)	6	14	20	15	19	74
(%)	10.53	24.56	16.81	12.40	31.15	17.83
E (80-89)	31	23	45	39	30	168
(%)	54.39	40.35	37.82	32.23	49.18	40.48
A (70-79)	14	20	34	35	11	114
(%)	24.56	35.09	28.57	28.93	18.03	27.47
B (60-69)	2	0	10	24	1	37
(%)	3.51	0.00	8.40	19.83	1.64	8.92
C (50-59)	1	0	8	4	0	13
(%)	1.75	0.00	6.72	3.31	0.00	3.13
D (40-49)	0	0	1	2	0	3
(%)	0.00	0.00	0.84	1.65	0.00	0.72
F (<40)	3	0	1	2	0	6
(%)	5.26	0.00	0.84	1.65	0.00	1.45
FA	0	0	0	0	0	0
(%)	0.00	0.00	0.00	0.00	0.00	0.00
Total Students	57	57	119	121	61	415

WORKSHOP PRACTICE					
MECH 1011					
Letter Grade	CSE	IT	ECE	AEIE	Total
O (>89)	6	0	6	0	12
(%)	3.19	0.00	3.30	0.00	2.45
E (80-89)	60	10	50	7	127
(%)	31.91	16.67	27.47	11.86	25.97
A (70-79)	64	28	67	25	184
(%)	34.04	46.67	36.81	42.37	37.63
B (60-69)	37	14	41	18	110
(%)	19.68	23.33	22.53	30.51	22.49
C (50-59)	13	6	14	8	41
(%)	6.91	10.00	7.69	13.56	8.38
D (40-49)	6	1	2	1	10
(%)	3.19	1.67	1.10	1.69	2.04
F (<40)	2	1	2	0	5
(%)	1.06	1.67	1.10	0.00	1.02
FA	0	0	0	0	0
(%)	0.00	0.00	0.00	0.00	0.00

Total Students	188	60	182	59	489
-----------------------	------------	-----------	------------	-----------	------------

ENGINEERING DRAWING MECH 1012						
Letter Grade	BT	CHE	ME	CE	EE	Total
O (>89)	1	1	13	3	4	22
(%)	1.75	1.75	10.92	2.48	6.56	5.30
E (80-89)	8	10	22	19	15	74
(%)	14.04	17.54	18.49	15.70	24.59	17.83
A (70-79)	19	24	28	28	18	117
(%)	33.33	42.11	23.53	23.14	29.51	28.19
B (60-69)	11	9	24	28	11	83
(%)	19.30	15.79	20.17	23.14	18.03	20.00
C (50-59)	5	9	15	17	6	52
(%)	8.77	15.79	12.61	14.05	9.84	12.53
D (40-49)	7	4	11	19	7	48
(%)	7.00	7.02	9.24	15.70	11.48	11.57
F (<40)	5	0	6	7	0	18
(%)	8.77	0.00	5.04	5.79	0.00	4.34
FA	1	0	0	0	0	1
(%)	1.75	0.00	0.00	0.00	0.00	0.24
Total Students	57	57	119	121	61	415

Result Analysis (M.Tech / Theory & Lab Papers)
2nd Year, Even Sem – 2018

Computer Science & Engineering							
	O (>89)	E (80-89)	A (70-79)	B (60-69)	C (50-59)	D (40-49)	F (<40)
CSEN 6295 (%)	2	4	1	1	0	0	0
	25.00	50.00	12.50	12.50	0.00	0.00	0.00
CSEN 6296 (%)	2	4	0	2	0	0	0
	25.00	50.00	0.00	25.00	0.00	0.00	0.00
CSEN 6297 (%)	1	2	1	4	0	0	0
	12.50	25.00	12.50	50.00	0.00	0.00	0.00

VLSI							
	O (>89)	E (80-89)	A (70-79)	B (60-69)	C (50-59)	D (40-49)	F (<40)
VLSI 6221 (%)	2	0	2	0	0	0	0
	50.00	0.00	50.00	0.00	0.00	0.00	0.00
VLSI 6222 (%)	2	0	1	1	0	0	0
	50.00	0.00	25.00	25.00	0.00	0.00	0.00
VLSI 6223 (%)	0	0	3	1	0	0	0
	0.00	0.00	75.00	25.00	0.00	0.00	0.00

Electronics and Communication Engineering							
	O (>89)	E (80-89)	A (70-79)	B (60-69)	C (50-59)	D (40-49)	F (<40)
ECEN 6221 (%)	6	0	0	0	0	0	0
	100.00	0.00	0.00	0.00	0.00	0.00	0.00
ECEN 6222 (%)	6	0	0	0	0	0	0
	100.00	0.00	0.00	0.00	0.00	0.00	0.00
ECEN 6223 (%)	1	3	2	0	0	0	0
	16.67	50.00	33.33	0.00	0.00	0.00	0.00

Biotechnology							
	O (>89)	E (80-89)	A (70-79)	B (60-69)	C (50-59)	D (40-49)	F (<40)
BIOT 6221 (%)	5	2	0	0	0	0	0
	71.43	28.57	0.00	0.00	0.00	0.00	0.00
BIOT 6222 (%)	0	7	0	0	0	0	0
	0.00	100.00	0.00	0.00	0.00	0.00	0.00
BIOT 6223 (%)	0	1	6	0	0	0	0
	0.00	14.29	85.71	0.00	0.00	0.00	0.00

Applied Electronics & Instrumentation Engineering							
	O (>89)	E (80-89)	A (70-79)	B (60-69)	C (50-59)	D (40-49)	F (<40)
AEIE 6221	1	4	0	0	0	0	0
(%)	20.00	80.00	0.00	0.00	0.00	0.00	0.00
AEIE 6222	1	4	0	0	0	0	0
(%)	20.00	80.00	0.00	0.00	0.00	0.00	0.00
AEIE 6223	1	4	0	0	0	0	0
(%)	20.00	80.00	0.00	0.00	0.00	0.00	0.00

Renewable Energy Engineering							
	O (>89)	E (80-89)	A (70-79)	B (60-69)	C (50-59)	D (40-49)	F (<40)
REEN 6221	1	3	0	0	0	0	0
(%)	25.00	75.00	0.00	0.00	0.00	0.00	0.00
REEN 6222	0	2	1	1	0	0	0
(%)	0.00	50.00	25.00	25.00	0.00	0.00	0.00